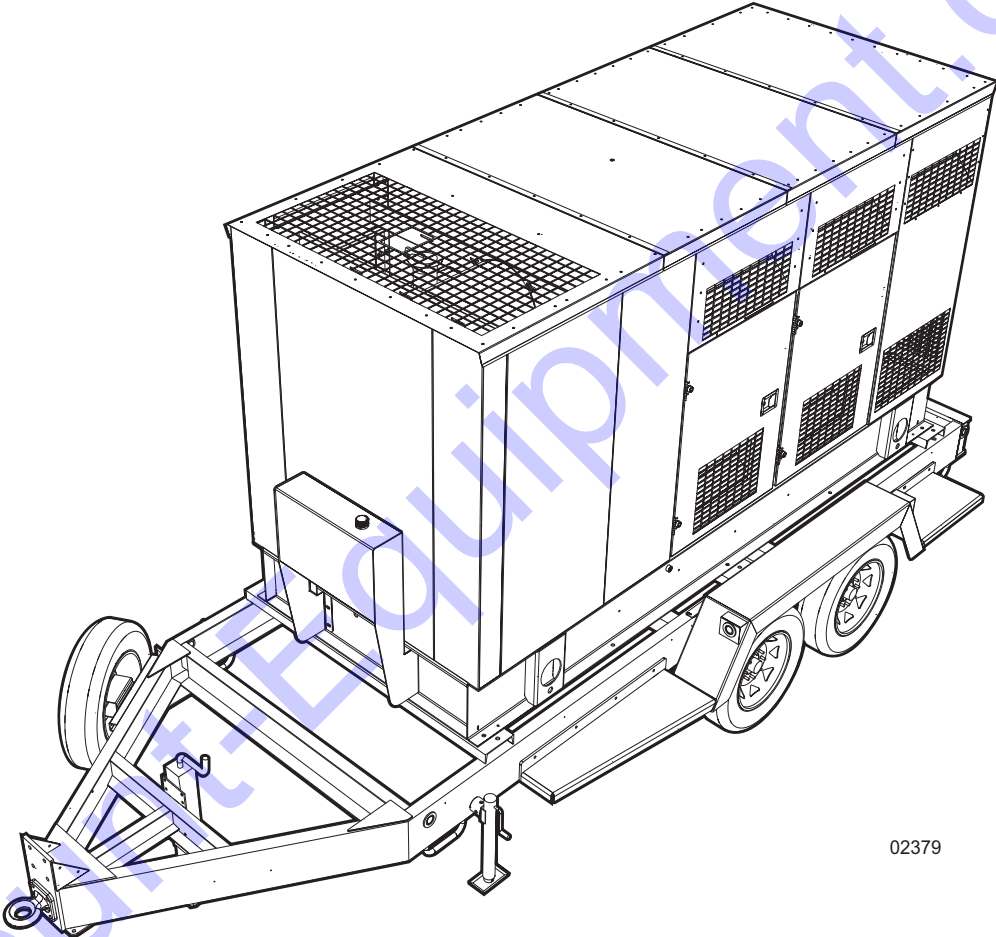


MGG155N2

Gaseous Generator Parts Manual



02379

MODEL NUMBER: _____

SERIAL NUMBER: _____

DATE PURCHASED: _____



www.discount-equipment.com

SAVE THIS MANUAL FOR FUTURE REFERENCE

Discount Equipment

Discount-Equipment.com is your online resource for commercial and industrial quality parts and equipment sales.

Locations:

Florida (West Palm Beach): [561-964-4949](tel:561-964-4949)

Outside Florida TOLL FREE: [877-690-3101](tel:877-690-3101)

Need parts? Check out our website at www.discount-equipment.com

Can't find what you need?

Click on this link: <http://www.discount-equipment.com/category/5443-parts/> and fill out the request form.

Please have the machine model and serial number available in order to help us get you the correct parts. One of our experienced staff members will get back to you with a quote for the right part that your machine needs.

We sell worldwide for the brands: Genie, Terex, JLG, MultiQuip, Mayco, Toro/Stone, Diamond Products, Magnum, Airman, Mustang, Power Blanket, Nifty Lift, Atlas Copco, Chicago Pneumatic, Allmand Brothers, Essick, Miller Spreader, Skyjack, Lull, Skytrak, Tsurumi, Husquvarna/Target, Whiteman-Concrete/Mortar, Stow-Concrete/Mortar, Baldor, Wacker, Sakai, Snorkel, Upright, Mi-T-M, Sullair, Neal, Basic, Dynapac, MBW, Weber, Bartell, Bennar Newman, Haulotte, Ditch Runner, Blaw-Knox, Himoina, Best, Buddy, Crown, Edco, Wyco, Bomag, Laymor, Terremite, Barreto, EZ Trench, Takeuchi, Basic, Bil-Jax, Curtis, Gehl, Heli, Honda, ICS/PowerGrit, Puckett, Waldon, ASV, IHI, Partner, Imer, Clipper, MMD, Koshin, Rice, Gorman Rupp, CH&E, Cat Pumps, Comet, General Pump, Giant, AMida, Coleman, NAC, Gradall, Square Shooter, Kent, Stanley, Tamco, Toku, Hatz, Kohler, Robin, Wisconsin, Northrock, Oztec, Toker TK, Rol-Air, Small Line, Wanco, Yanmar

New Equipment - Used Equipment - Rental Equipment - Parts and Accessories

Discount Equipment

www.discount-equipment.com

561-964-4949

Sales: info@Discount-Equipment.com

Parts: wbparts@Discount-Equipment.com

 **WARNING**

CANCER AND REPRODUCTIVE HARM

www.P65Warnings.ca.gov.

(000393a)

 **WARNING**

Breathing diesel engine exhaust exposes you to chemicals known to the State of California to cause cancer and birth defects or other reproductive harm.

- Always start and operate the engine in a well-ventilated area.
- If in an enclosed area, vent the exhaust to the outside.
- Do not modify or tamper with the exhaust system.
- Do not idle the engine except as necessary.

For more information go to

www.P65Warnings.ca.gov/diesel.

(000394)

Introduction

This parts manual was prepared based on the information available at the time of publication and is subject to change without notice. Generac Mobile Products reserves the right to change parts at any time.

DO NOT MODIFY or use this equipment for any application other than which it was designed for. To keep your equipment fully operational, it is suggested you maintain a stock of commonly used maintenance or service parts. A recommended spare parts list can be found in the back of this manual.



⚠️WARNING

Consult Manual. Read and understand manual completely before using product. Failure to completely understand manual and product could result in death or serious injury. (000100a)

⚠️WARNING

Environmental Hazard. Always recycle batteries at an official recycling center in accordance with all local laws and regulations. Failure to do so could result in environmental damage, death or serious injury. (000228)

Engine Make: _____

Engine Serial Number: _____

Engine Model Number: _____

Table of Contents

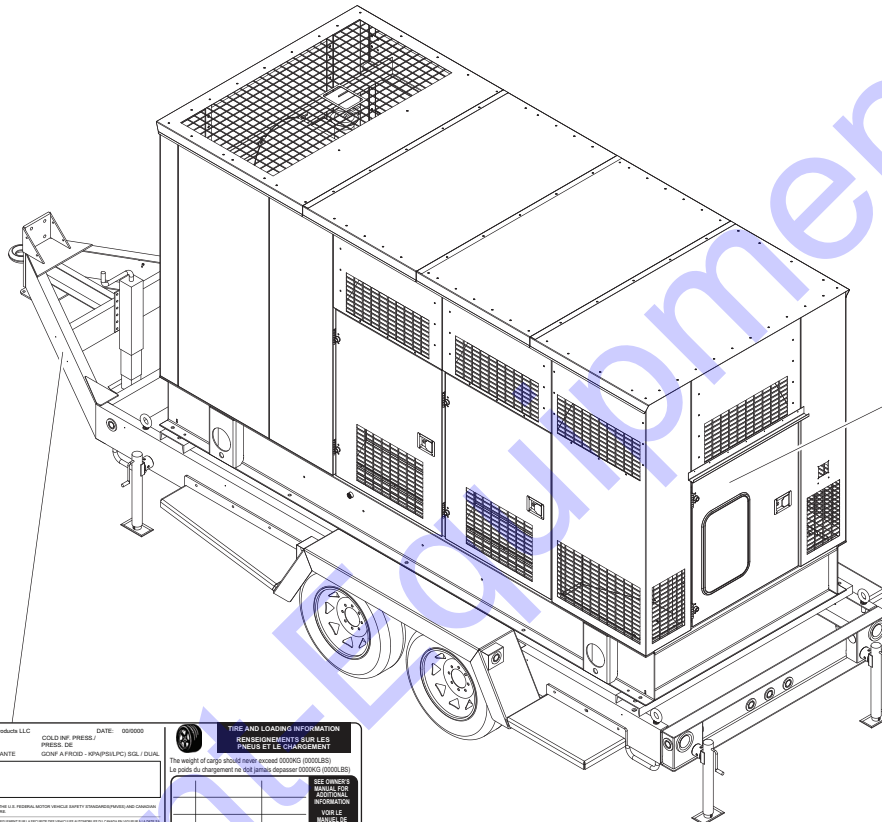
Introduction	iii
Parts Manual Instructions	1
Unit Decals - Exterior	2
Unit Decals - Left Side Interior	4
Unit Decals - Right Side Interior	6
Unit Decals - Control Panel	8
Unit Decals - Power Panel	10
Enclosure Panels	12
Roof and Doors to Unit	14
Upper and Rear Panels to Unit	16
Left Side Door and Upper Panel Assembly	18
Enclosure Door Assembly	20
Right Center Door Assembly	22
Control Door Assembly	24
Roof Assembly	26
Power Panel Door Assembly	28
Front Panel and Corner Assembly	30
Left and Right Panel Assembly	32
Front Center Panel Assembly	34
Front Left Panel Assembly	36
Front Corner Panel Assembly	38
Front Riser Panel Assembly	40
Rear Corner and Upper Panel Assembly	42
Control and Power Boxes to Unit	44
Control Box Assembly	46
Control Panel Assembly	48
Sub-panel Assembly	50
Power Panel Box Assembly	52
Power Panel and Lug Assembly	54
Air Filter Assembly	56
Exhaust System Assembly	58
Cooling System Assembly	60
Cooling System Hoses	62
Engine and Generator to Unit	64
Fuel System Assembly	66
Vaporizer Assembly	68
Oil Tank Assembly	70
Engine Assembly	72
Generator Assembly	74
Skid Assembly	76
Trailer Assembly	78
Axle Assembly	80
Recommended Spare Parts - Engine and Service Kits	82
Recommended Spare Parts - Electrical and Trailer	84

Parts Manual Instructions

Product illustrations are only representations. Products supplied may vary from the illustrations in this parts manual. Parts not shown are indicated by a double dash (--) in the item column.

Please be prepared to provide the following information when ordering replacement parts: model number, serial number (on unit serial tag), part number, purchase order number (if applicable), shipping address, shipping method.

Refer to the illustration to locate the unit ID tag and Vehicle Identification Number (VIN) tag on the unit. Important information, such as the unit serial number, model number, VIN and tire loading information are found on these tags. Record the information from these tags so it is available if the tags are lost or damaged. When ordering parts or requesting assistance, you may be asked to provide this information.



UNIT ID Tag

Manufactured by Magnum Power Products, LLC,
a subsidiary of Generac Power Systems, Inc.
(800) 258-4442

Country of Origin	Model	Serial Number
Manufacturing Code	Weight (kg/lbs)	IP/MHz/Phase
1 ph. 1 0FF	2 ph. 0FF	3 ph. 1 0FF
KW		Rating
V		Ins. Class
A		

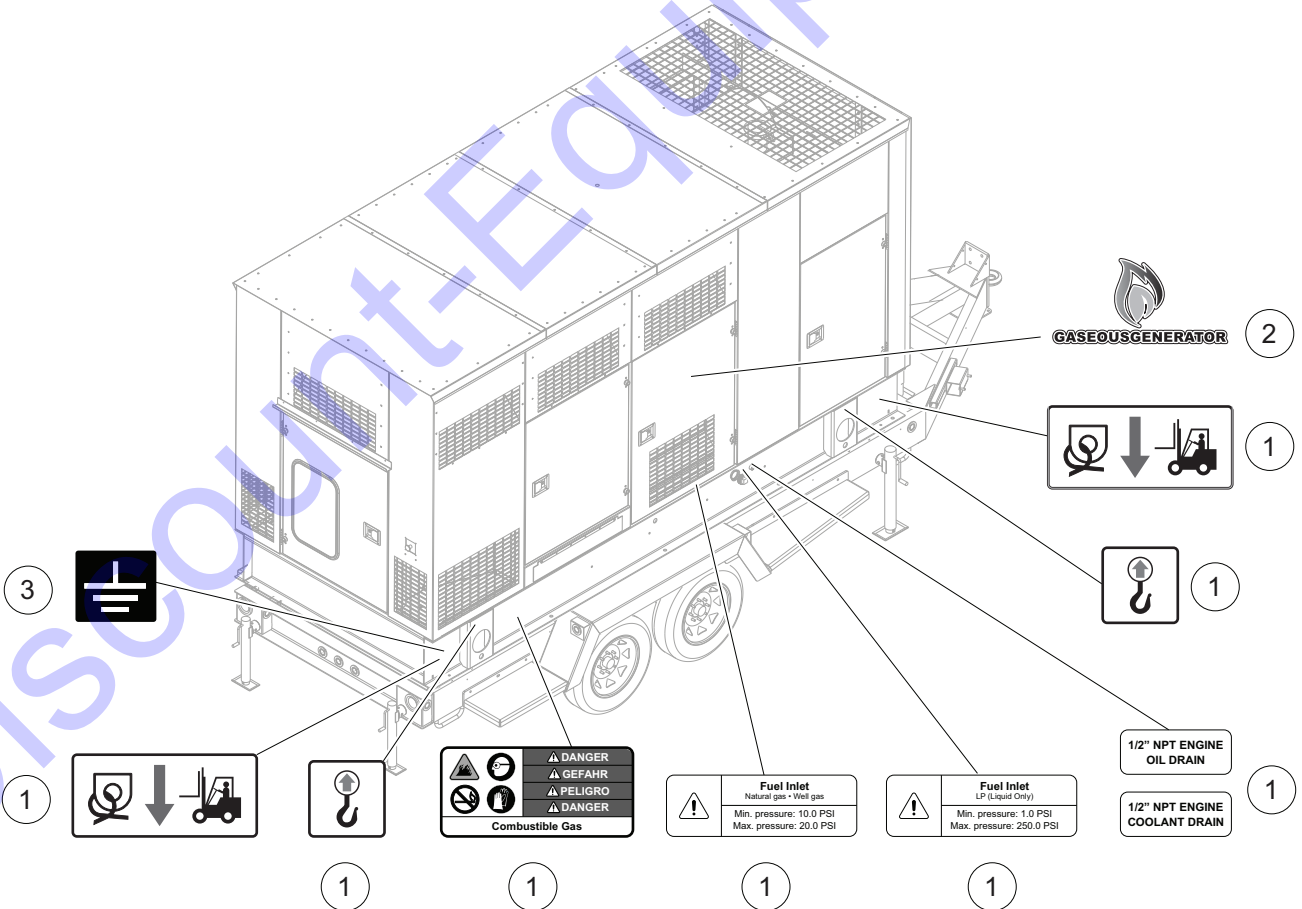
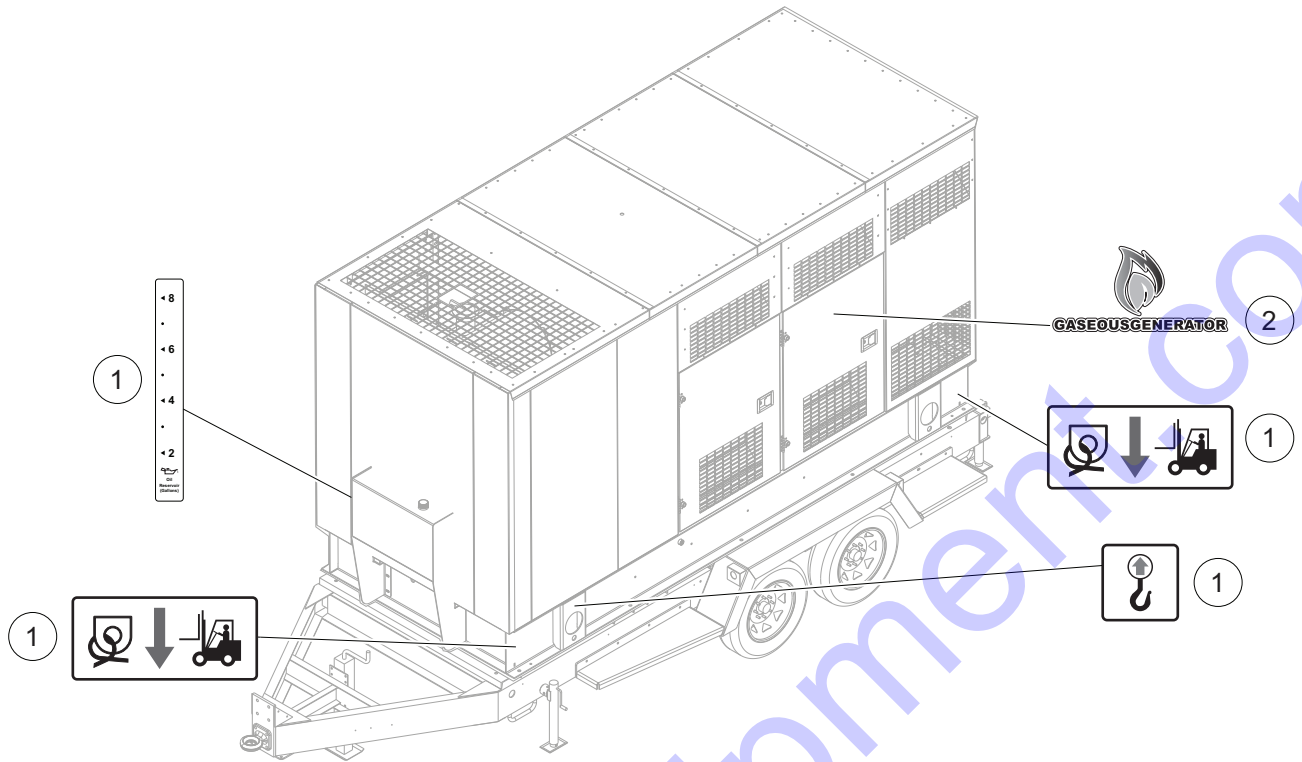
Located on control panel
(behind door)

VIN Tag

MANUFACTURED BY/FABRIQUE PAR: Magnum Power Products LLC	DATE: 000000	TIRE AND LOADING INFORMATION RENSEIGNEMENTS SUR LES PNEUS ET LE CHARGEMENT
GVM/RPNEV: 000KG (000LBS)	COLD INF. PRESS / PRESS. DE	
GAWR / PNEB: _____	RM / JANTE _____	The weight of cargo should never exceed 000KG (000LBS) Le poids de chargement ne doit jamais dépasser 000KG (000LBS)
EACH AXLE _____ <small>THIS VEHICLE CONFORMS TO ALL APPLICABLE REGULATORY REQUIREMENTS UNDER THE U.S. FEDERAL MOTOR VEHICLE SAFETY STANDARDS/REGULATIONS AND CANADIAN MOTOR VEHICLE SAFETY REGULATIONS AND MEETS ALL THE REQUIREMENTS OF THE CANADIAN MOTOR VEHICLE SAFETY ACT AND REGULATIONS.</small>		
VIN: NLL1L1L 00000000000000000000 MODEL: XX000 TYPE: TRAILER		SEE REFERENCE MANUAL FOR ADDITIONAL INFORMATION VOIR LE MANUEL DE RÉFÉRENCE POUR PLUS DE DÉTAILS

00646

UNIT DECALS - EXTERIOR



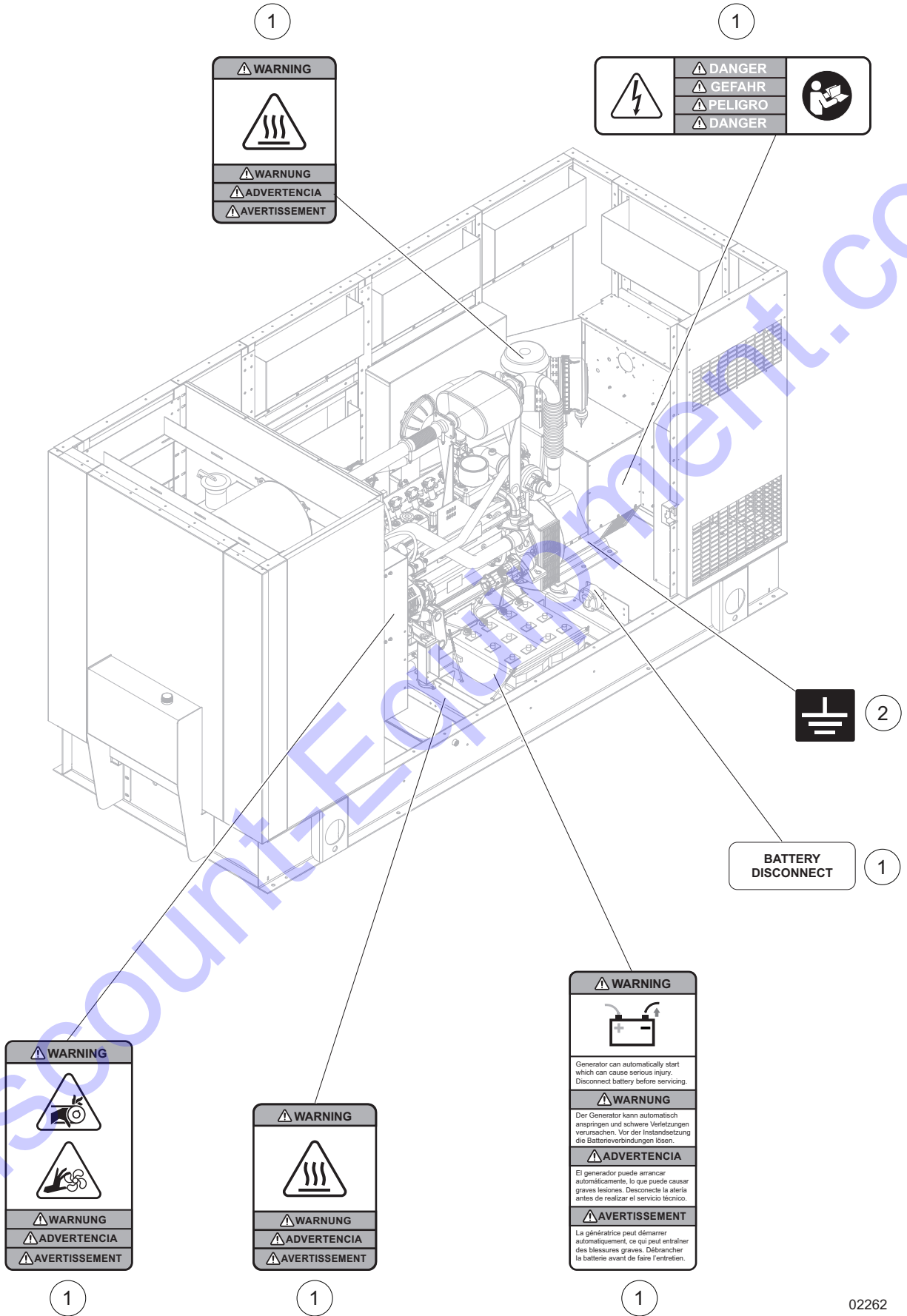
02261

UNIT DECALS - EXTERIOR

Item	Part No.	Qty	Description	Notes
1	38450	1	Decal set, safety	
2	34784	1	Decal, gaseous generator	
3	12142	1	Decal, ground	

Discount-Equipment.com

UNIT DECALS - LEFT SIDE INTERIOR

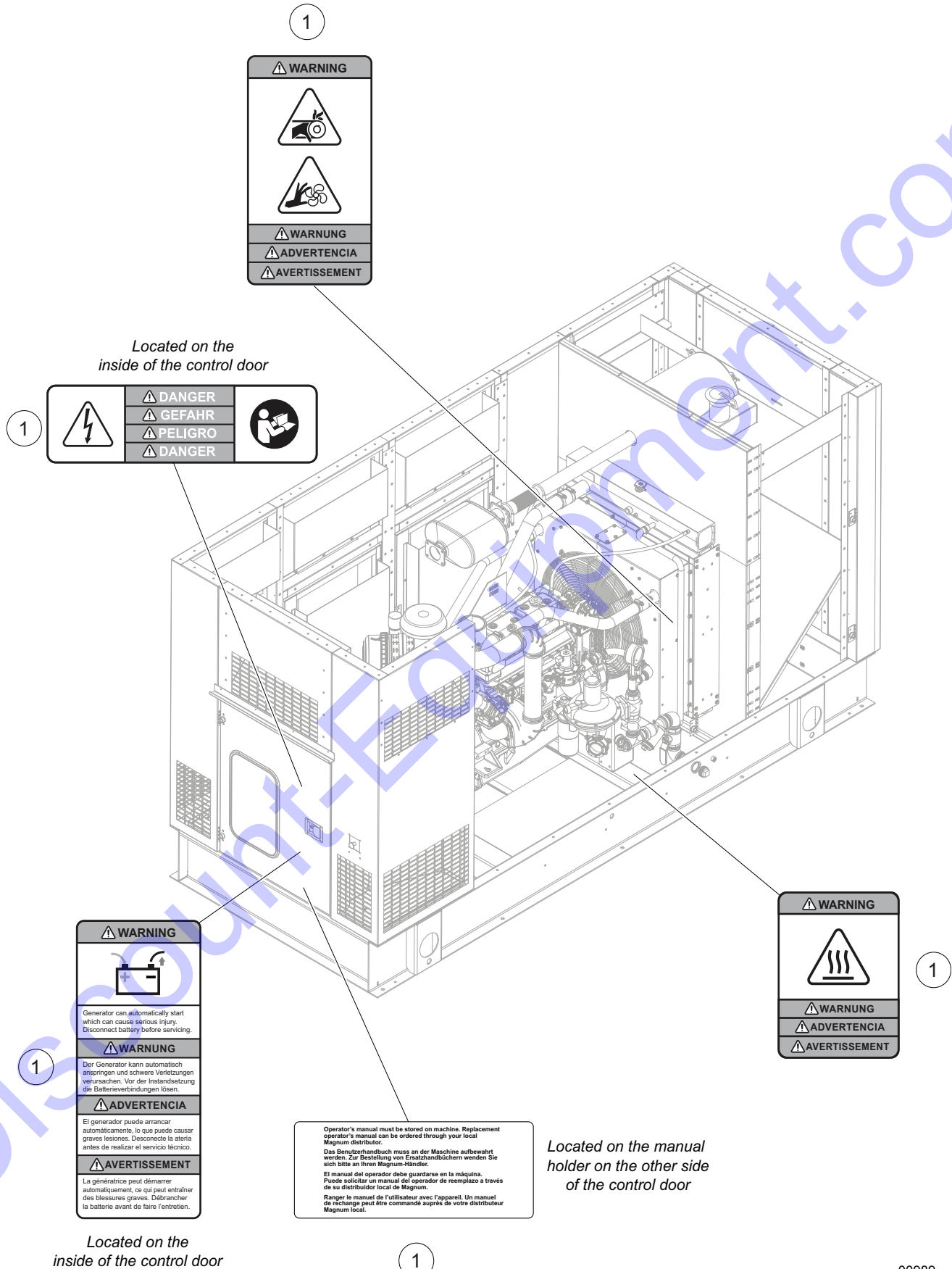


UNIT DECALS - LEFT SIDE INTERIOR

Item	Part No.	Qty	Description	Notes
1	38450	1	Decal set, safety	
2	12142	1	Decal, ground	

Discount-Equipment.com

UNIT DECALS - RIGHT SIDE INTERIOR

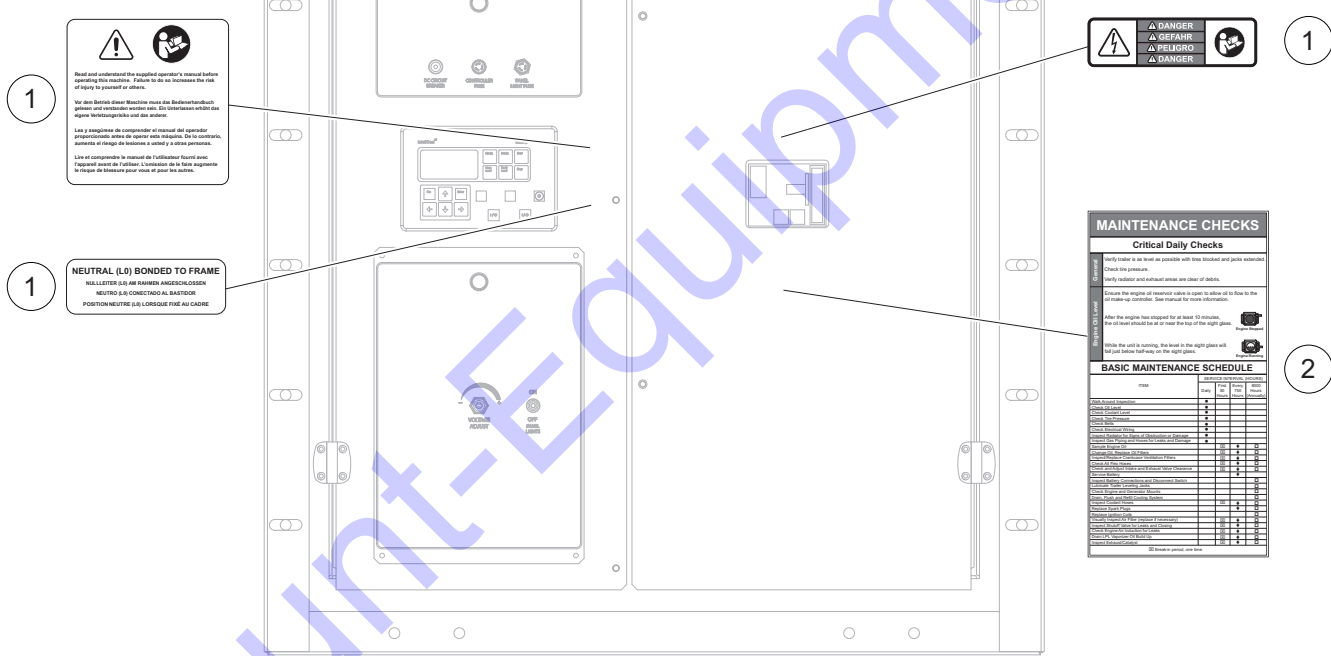


UNIT DECALS - RIGHT SIDE INTERIOR

Item	Part No.	Qty	Description	Notes
1	38450	1	Decal set, safety	

Discount-Equipment.com

UNIT DECALS - CONTROL PANEL



1

Read and understand the supplied operator's manual before operating this machine. Failure to do so increases the risk of injury or property damage.

Vor dem Betrieb dieser Maschine muss das Bedienhandbuch gelesen und verstanden werden. Ein Nichtlesen erhöht das eigene Verletzungsrisiko und das anderer.

Les y engagem de comprender el manual del operador antes de comenzar a operar esta máquina. De lo contrario, aumentará el riesgo de lesiones a usted y a otros operarios.

Lisez et comprenez le manuel de l'opérateur avant d'opérer cette machine. À l'inverse, cela augmente le risque de blessures pour vous et pour les autres.

1

NEUTRAL (L6) BONDED TO FRAME
MALLETERE L6 AL RAVVINO ARRESCIOLISSIMO
NEUTRO L6 CONECTADO AL BASTIDOR
POSITION NEUTRE L6 LIENQUE FIXE AU CADRE

1

2

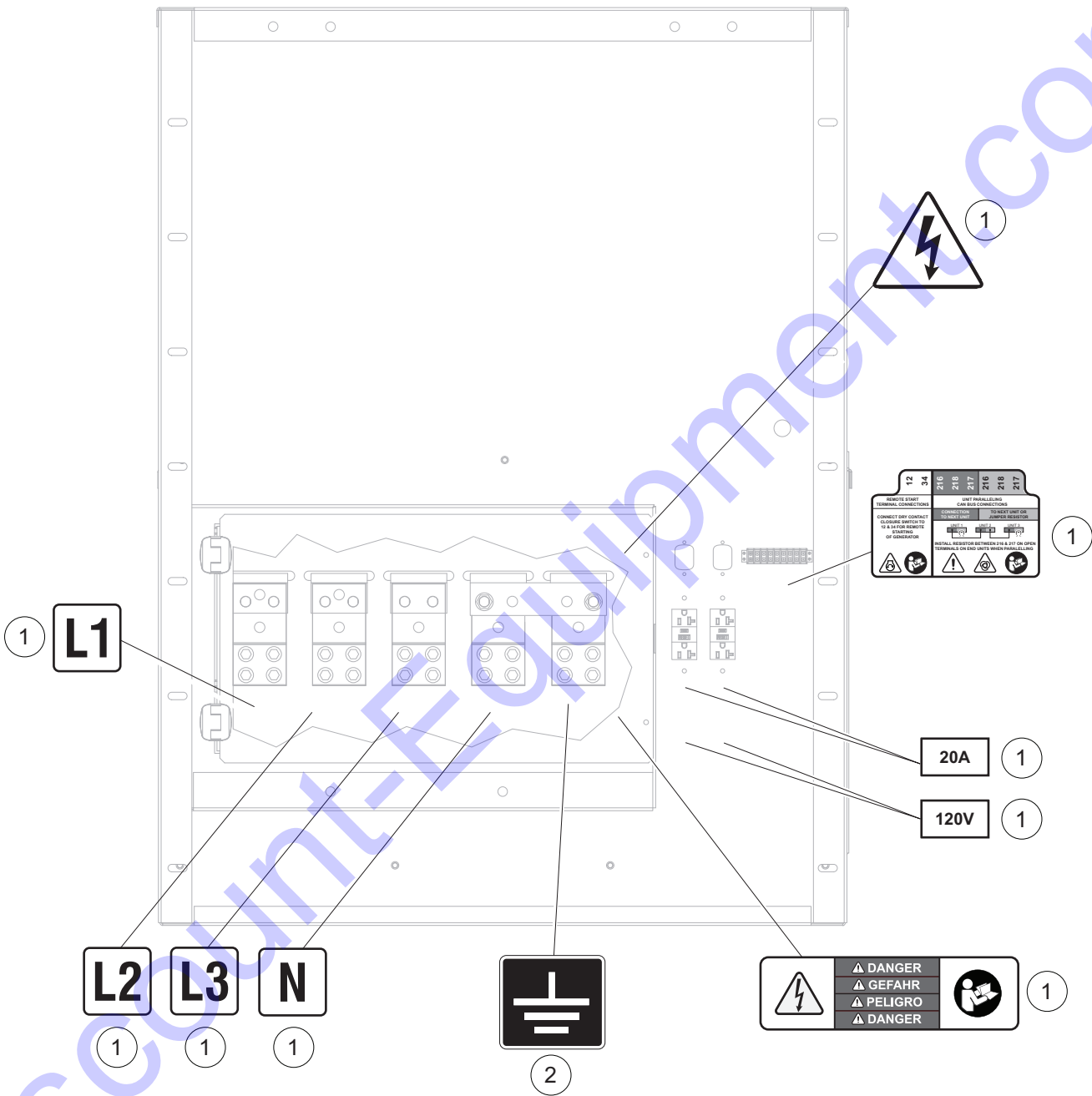
01798

UNIT DECALS - CONTROL PANEL

Item	Part No.	Qty	Description	Notes
1	38450	1	Decal set, safety	
2	37600	1	Decal, maintenance	

Discount-Equipment.com

UNIT DECALS - POWER PANEL



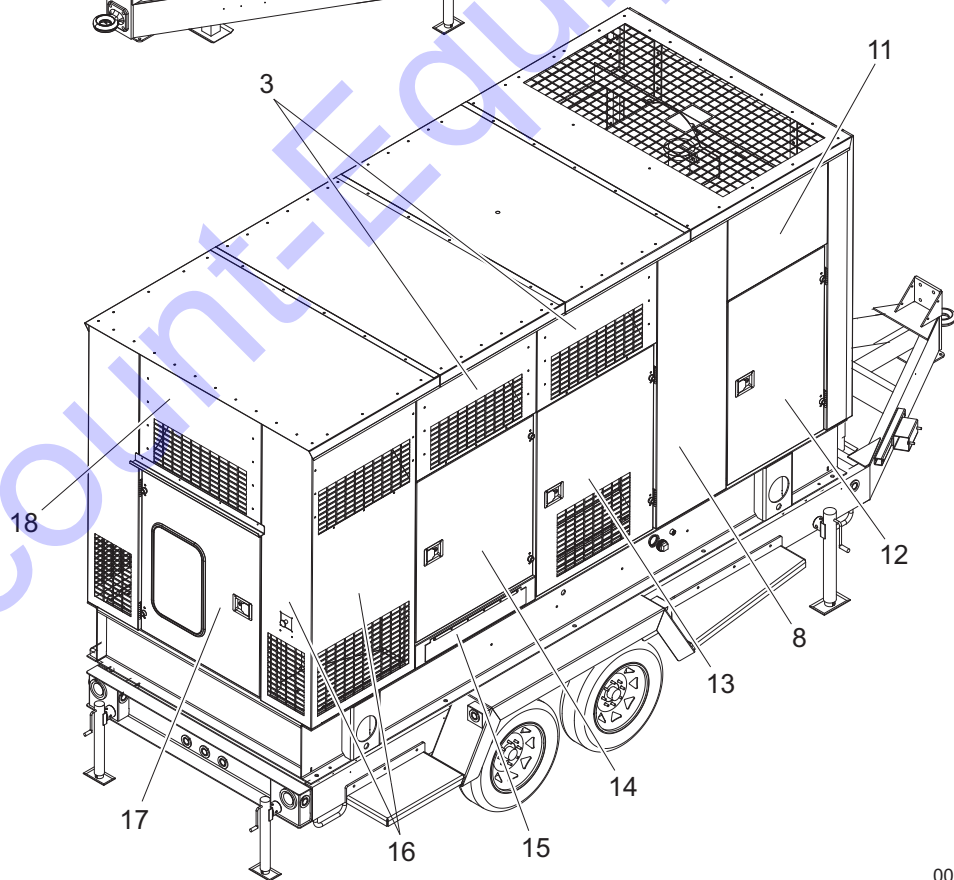
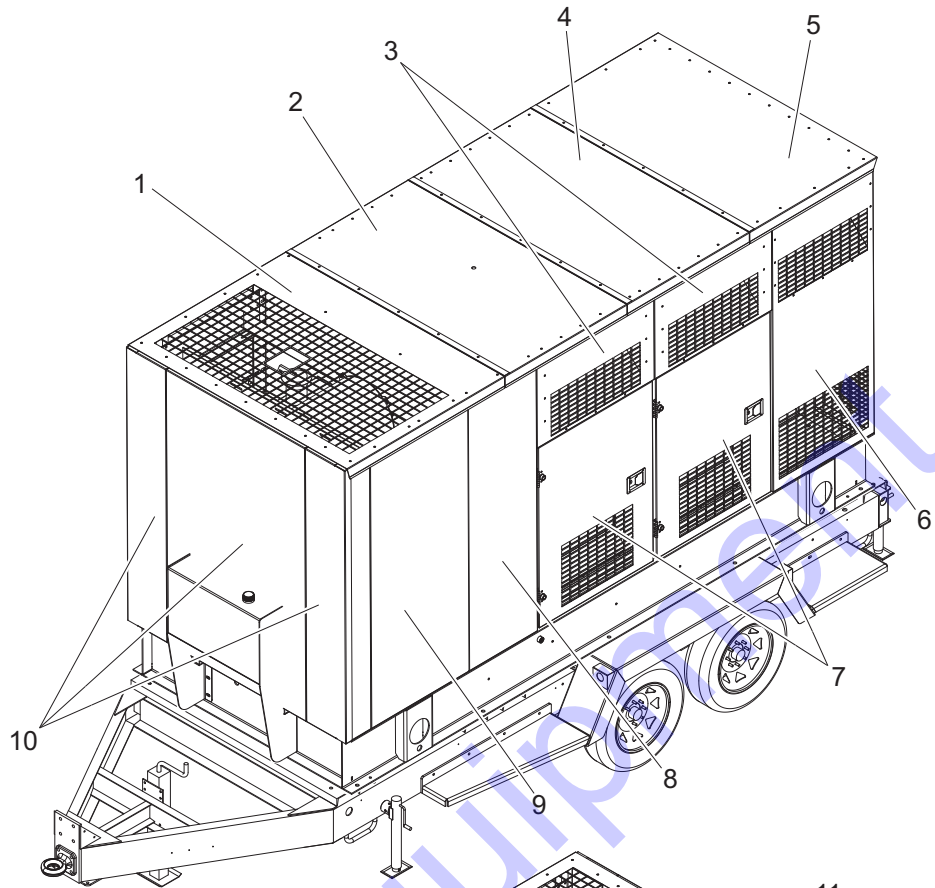
01799

UNIT DECALS - POWER PANEL

Item	Part No.	Qty	Description	Notes
1	38450	1	Decal set, safety	
2	12142	1	Decal, ground	

Discount-Equipment.com

ENCLOSURE PANELS

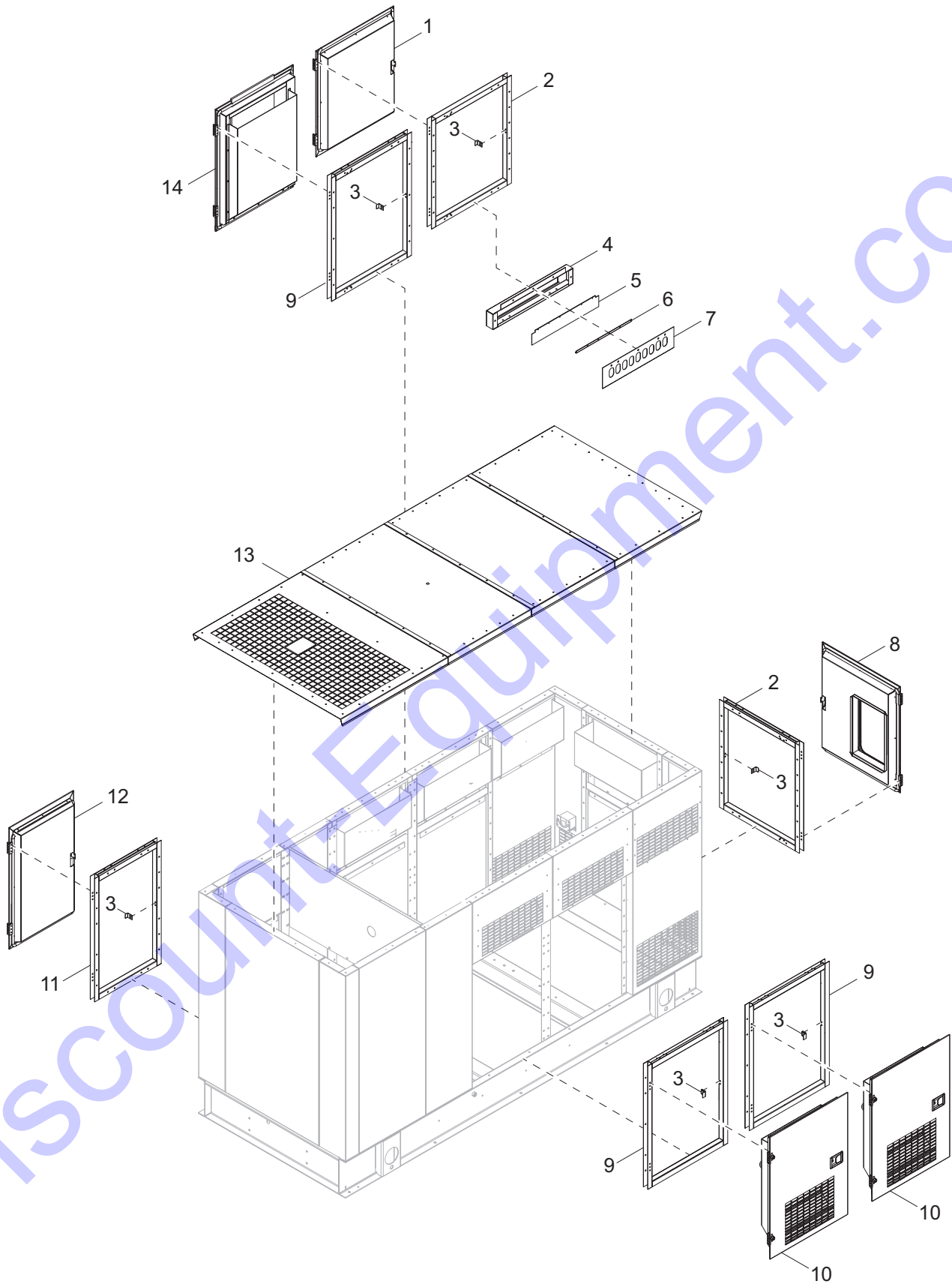


00910

ENCLOSURE PANELS

Item	Part No.	Qty	Description	Notes
1	Page 26	1	Assembly, front roof panel	
2	Page 26	1	Assembly, center front roof panel	
3	Page 18	7	Assembly, upper and lower panels	
4	Page 26	1	Assembly, center rear roof panel	
5	Page 26	1	Assembly, rear roof panel	
6	Page 42	1	Assembly, left rear corner panel	
7	Page 18	2	Assembly, left side doors	
8	Page 32	2	Assembly, left and right panel	
9	Page 36	1	Assembly, left front panel	
10	Page 30	1	Assembly, front panel and corner	
11	Page 16	1	Assembly, front right upper panel	
12	Page 20	1	Assembly, enclosure door	
13	Page 22	1	Assembly, right center door	
14	Page 28	1	Assembly, power panel door	
15	Page 16	1	Assembly, right lower panel	
16	Page 42	1	Assembly, right rear corner panel	
17	Page 24	1	Assembly, control door	
18	Page 42	1	Assembly, rear upper panel	

ROOF AND DOORS TO UNIT

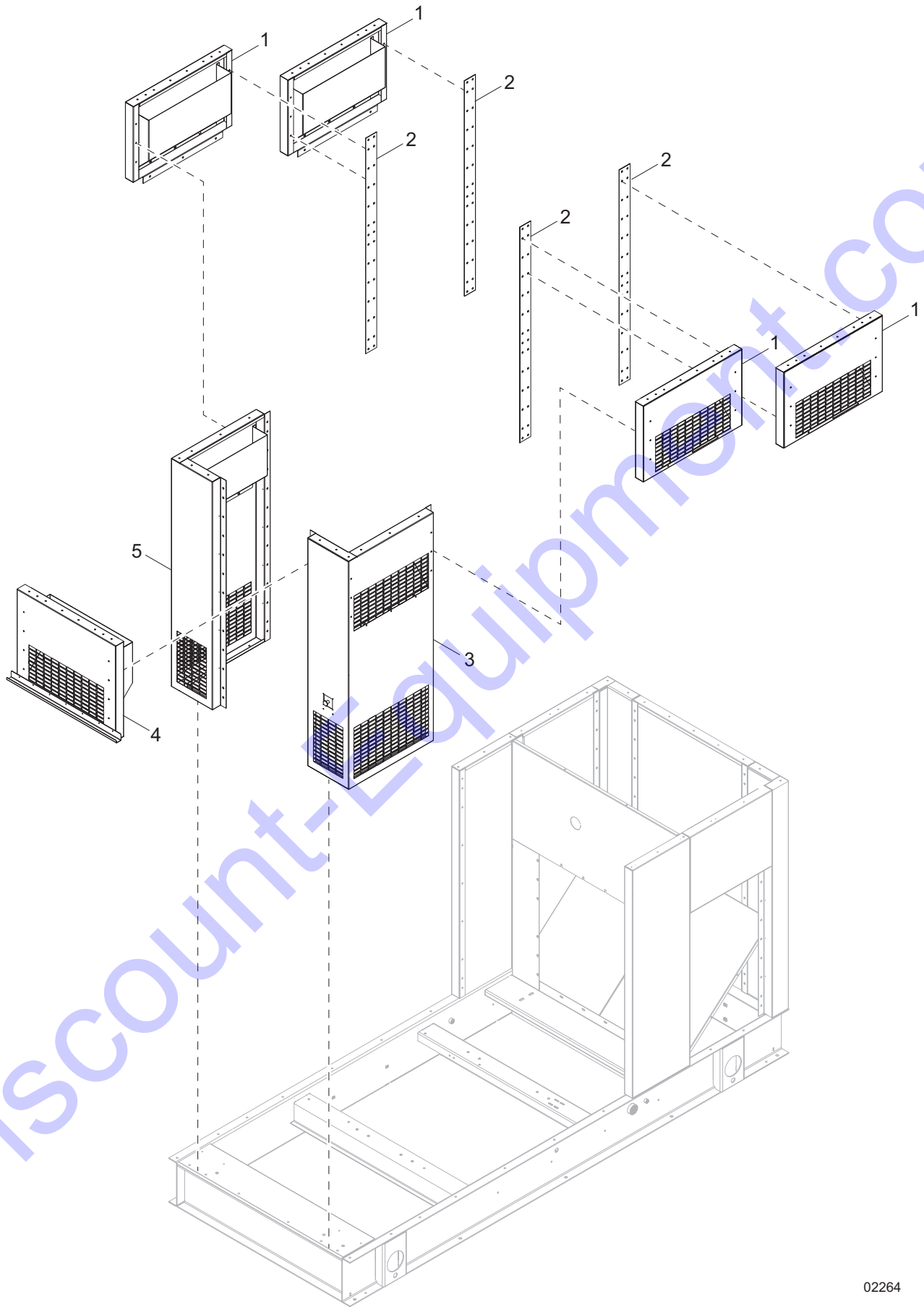


02263

ROOF AND DOORS TO UNIT

Item	Part No.	Qty	Description	Notes
1	Page 28	1	Assembly, power panel door	
2	38827	2	Frame, control/power panel door	
3	38832	6	Striker, door latch	
4	38843	1	Panel, riser, w/cable access	
5	38846	1	Weatherstrip, cable entry	
6	38845	1	Weatherstrip, MTG	
7	38844	1	Guard, finger, glastic	
8	Page 24	1	Assembly, control door	
9	38849	3	Frame, left and right door	
10	Page 18	2	Assembly, left door	
11	39138	1	Frame, front enclosure door	
12	Page 20	1	Assembly, enclosure door	
13	Page 26	1	Assembly, roof	
14	Page 22	1	Assembly, right rear door	

UPPER AND REAR PANELS TO UNIT

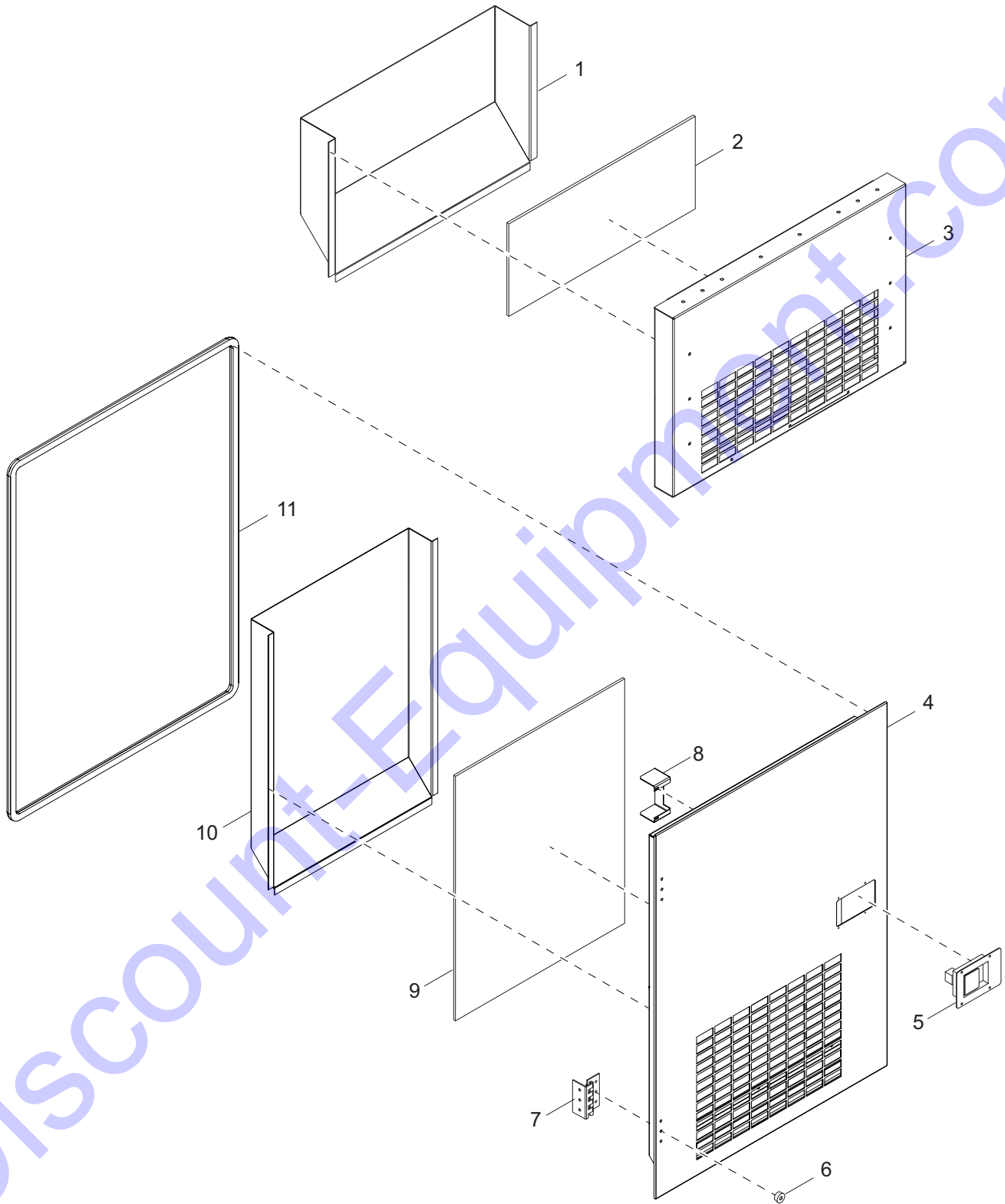


02264

UPPER AND REAR PANELS TO UNIT

Item	Part No.	Qty	Description	Notes
1	Page 16	4	Panel, upper	
2	38813	4	Flat, door - 72.0 in	
3	Page 42	1	Assembly, rear corner - right	
4	Page 42	1	Assembly, upper rear panel	
5	Page 42	1	Assembly, rear corner - left	

LEFT SIDE DOOR AND UPPER PANEL ASSEMBLY

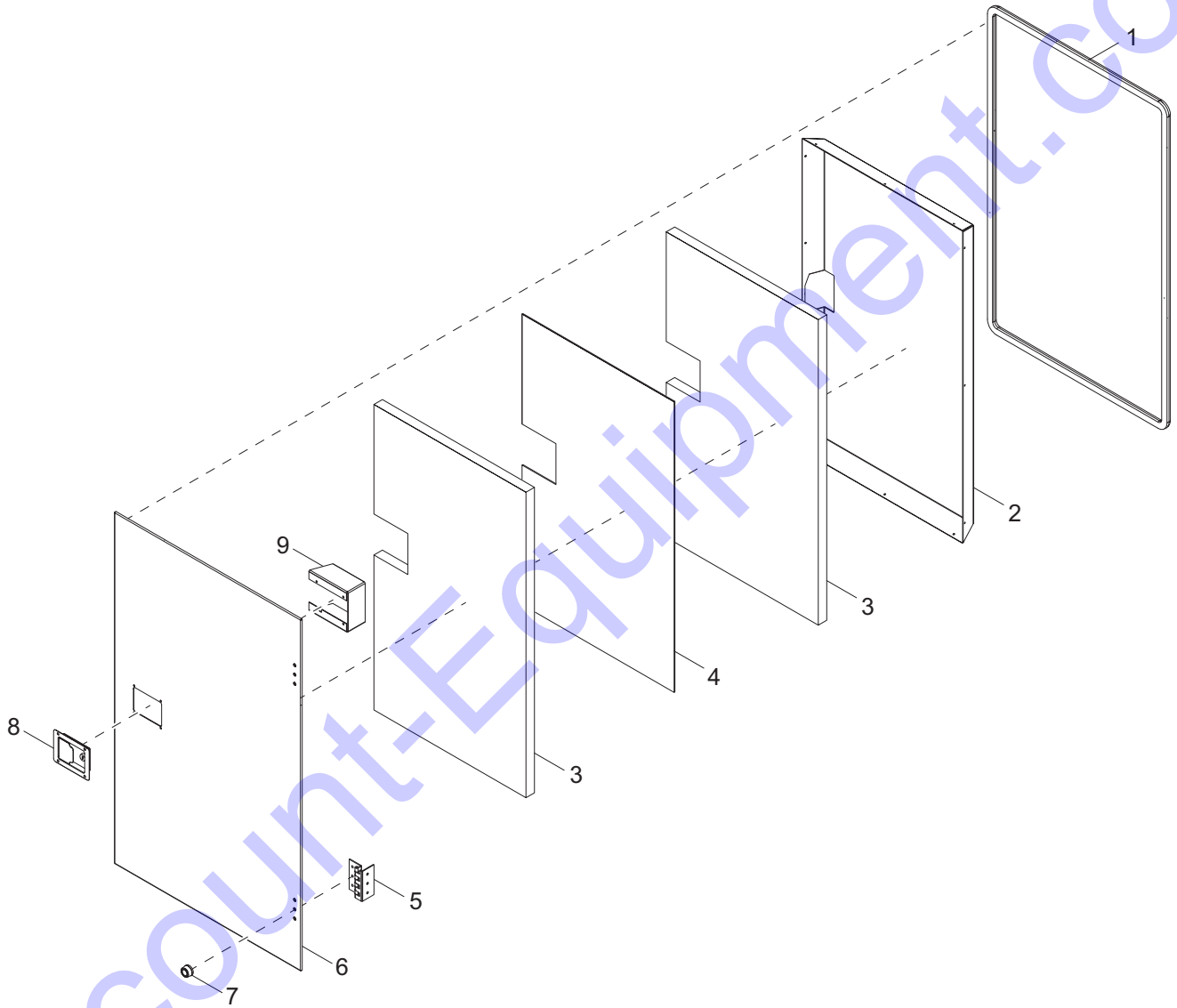


01804

LEFT SIDE DOOR AND UPPER PANEL ASSEMBLY

Item	Part No.	Qty	Description	Notes
1	39146	1	Duct, upper panel intake	
2	38810	1	Insulation, acoustic	
3	38841	1	Panel, upper panel	
4	38850	1	Door, vented - internal duct, left	
5	38866	1	Handle, recess - lock, keyed	
6	38831	2	Bumper, door - rubber	
7	35440	2	Hinge, door, SS	
8	38865	1	Guard, pad latch	
9	39131	1	Foam, 19.0 x 30.0	
10	39147	1	Duct, door intake	
11	36003	1	Weatherstrip, .83 x .76	

ENCLOSURE DOOR ASSEMBLY

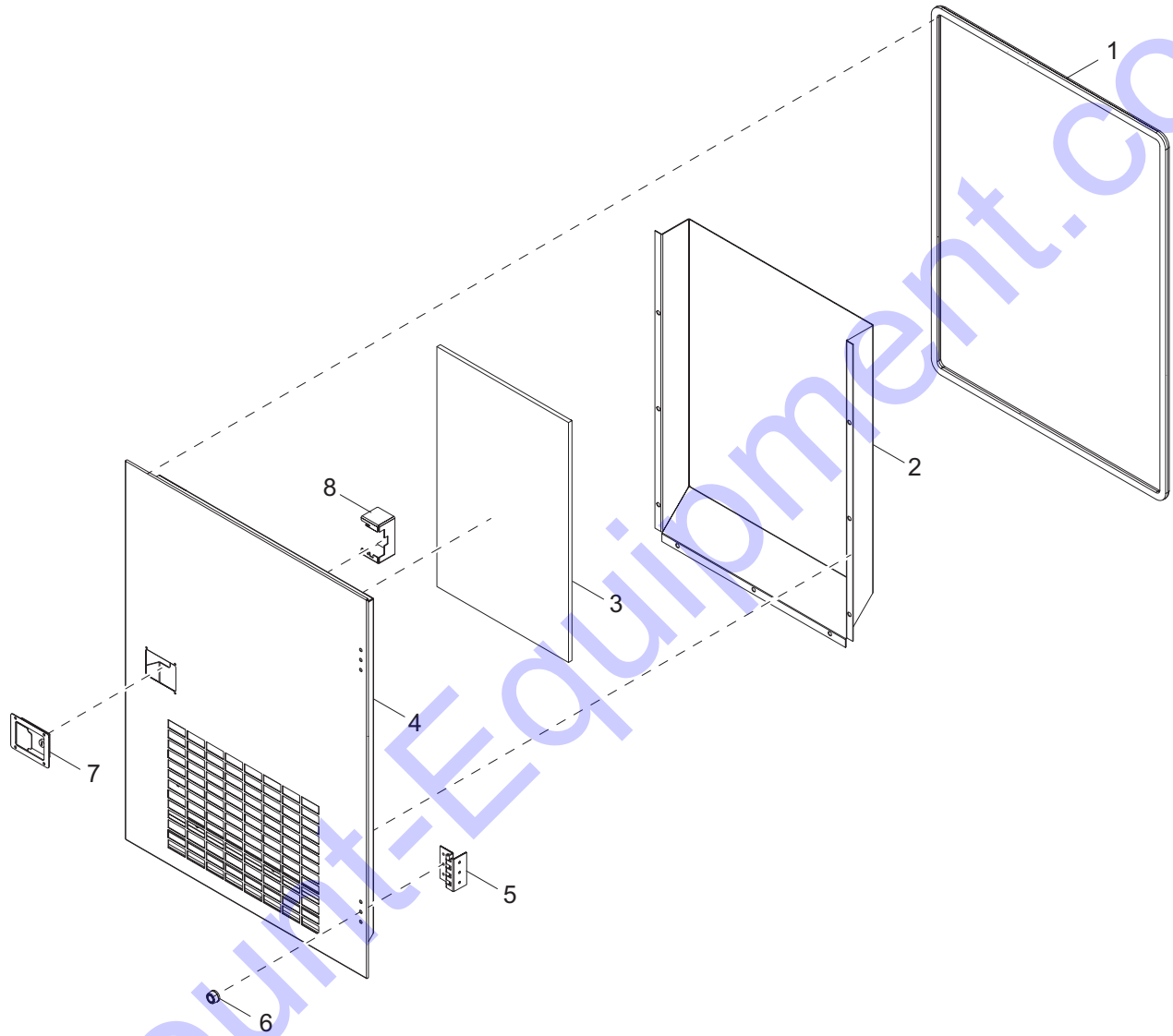


02265

ENCLOSURE DOOR ASSEMBLY

Item	Part No.	Qty	Description	Notes
1	36003	1	Weatherstrip, .830 x .760	
2	39137	1	Door, inner solid 30.0 x 48.0	
3	38810	2	Insulation, acoustic	
4	38811	1	Barrier, barium-sulfate, 1 lb	
5	35440	2	Hinge, door - weld nut, SS	
6	39136	1	Door, outer solid 30.0 x 48.0	
7	38831	2	Bumper, door - rubber	
8	38866	1	Handle, recess lock, SS	
9	38864	1	Guard, pad latch	

RIGHT CENTER DOOR ASSEMBLY

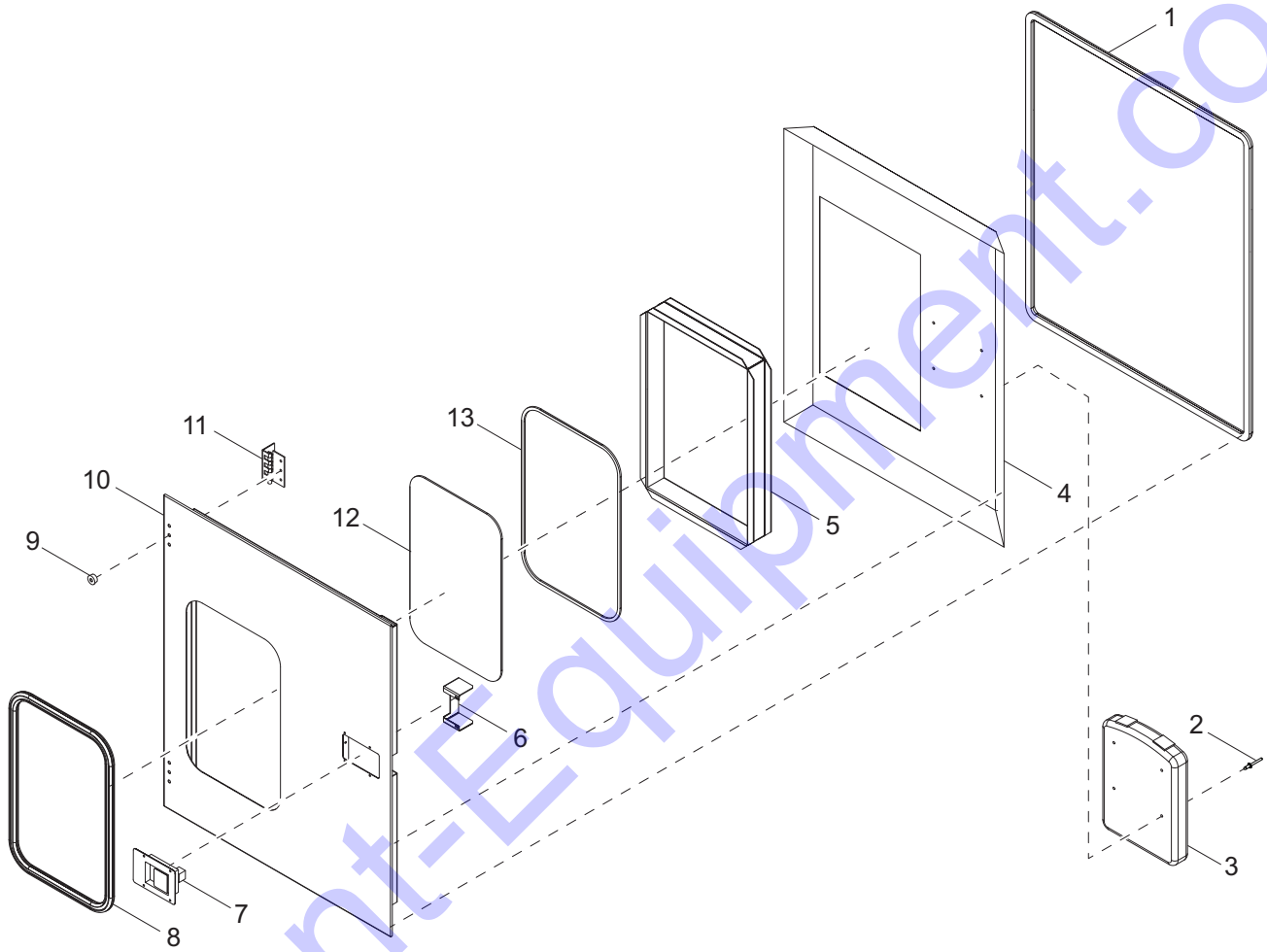


02266

RIGHT CENTER DOOR ASSEMBLY

Item	Part No.	Qty	Description	Notes
1	36003	1	Weatherstrip, .830 x .760	
2	39147	1	Duct, door intake	
3	39131	1	Foam, 19.0 x 30.0	
4	38851	1	Door, outer solid 36.0 x 48.0 - right	
5	35440	2	Hinge, door - weld nut, SS	
6	38831	2	Bumper, door - rubber	
7	38866	1	Handle, recess lock, SS	
8	38864	1	Guard, pad latch	

CONTROL DOOR ASSEMBLY

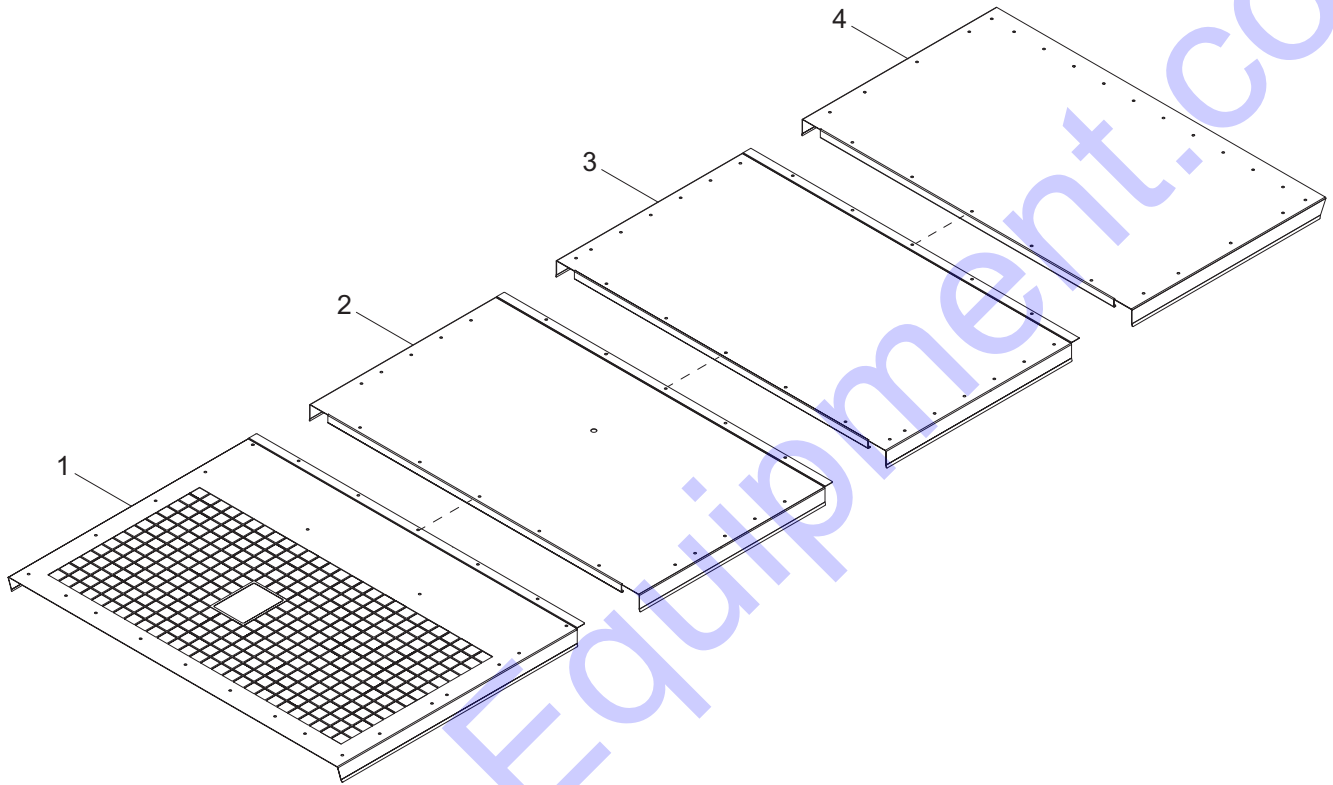


01809

CONTROL DOOR ASSEMBLY

Item	Part No.	Qty	Description	Notes
1	36003	1	Weatherstrip, .83 x .76	
2	53372	4	Rivet, .188 x .250 to .500 grip	
3	38837	1	Holder, manual	
4	52699	1	Door, inner	
5	38836	2	Trim, window, L-shaped	
6	38864	1	Guard, pad latch	
7	38866	1	Handle, recess - lock, keyed	
8	38835	1	Strip, window - lock	
9	38831	2	Bumper, door - rubber	
10	52698	1	Door, outer	
11	35440	2	Hinge, door, SS	
12	38833	1	Window	
13	38834	1	Gasket, locking	

ROOF ASSEMBLY



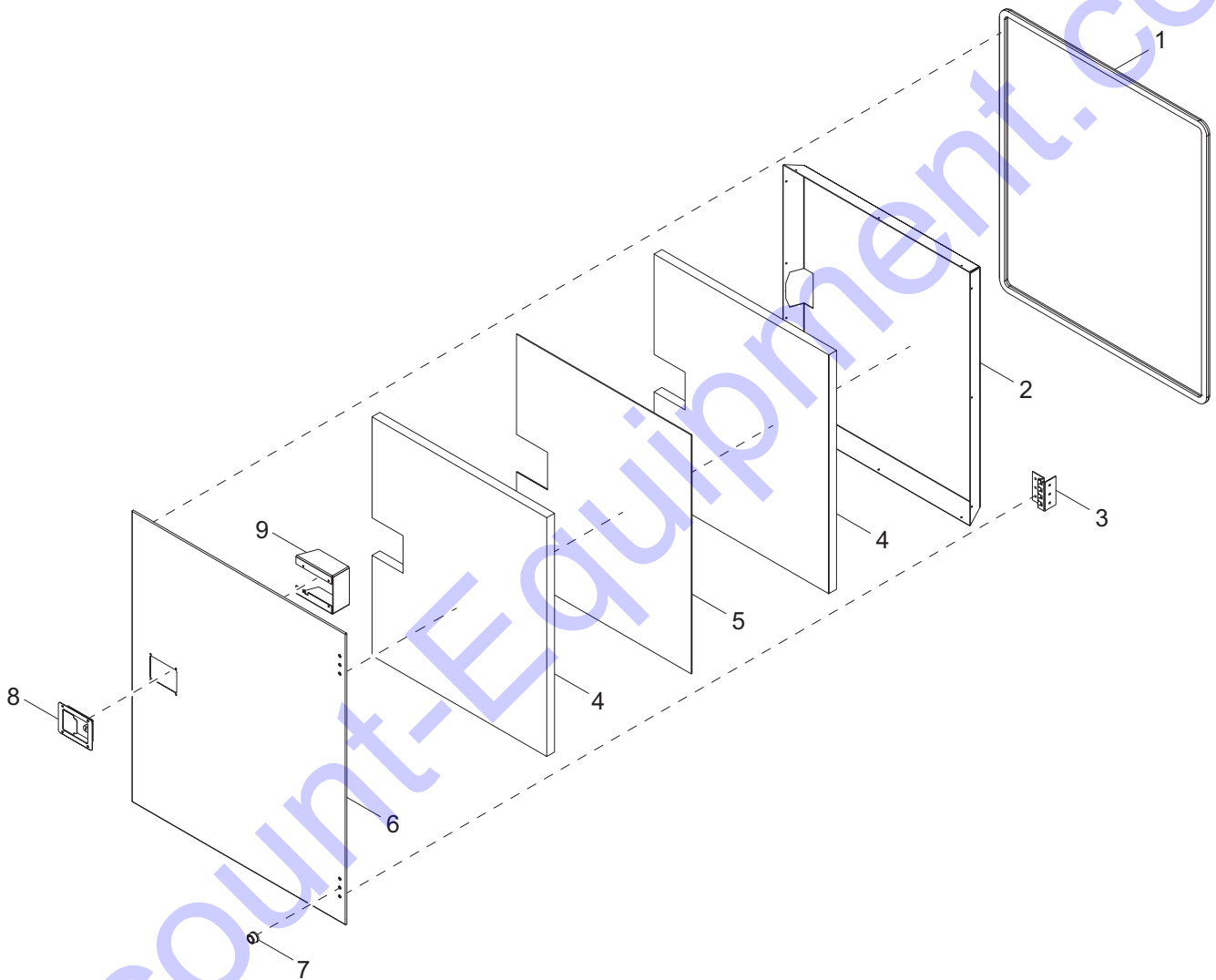
02267

ROOF ASSEMBLY

Item	Part No.	Qty	Description	Notes
1	39141	1	Panel, roof - exhaust, vented front	
2	39139	1	Panel, roof - vented middle	
3	39140	1	Panel, roof - middle	
4	39142	1	Panel, roof - rear	

Discount-Equipment.com

POWER PANEL DOOR ASSEMBLY

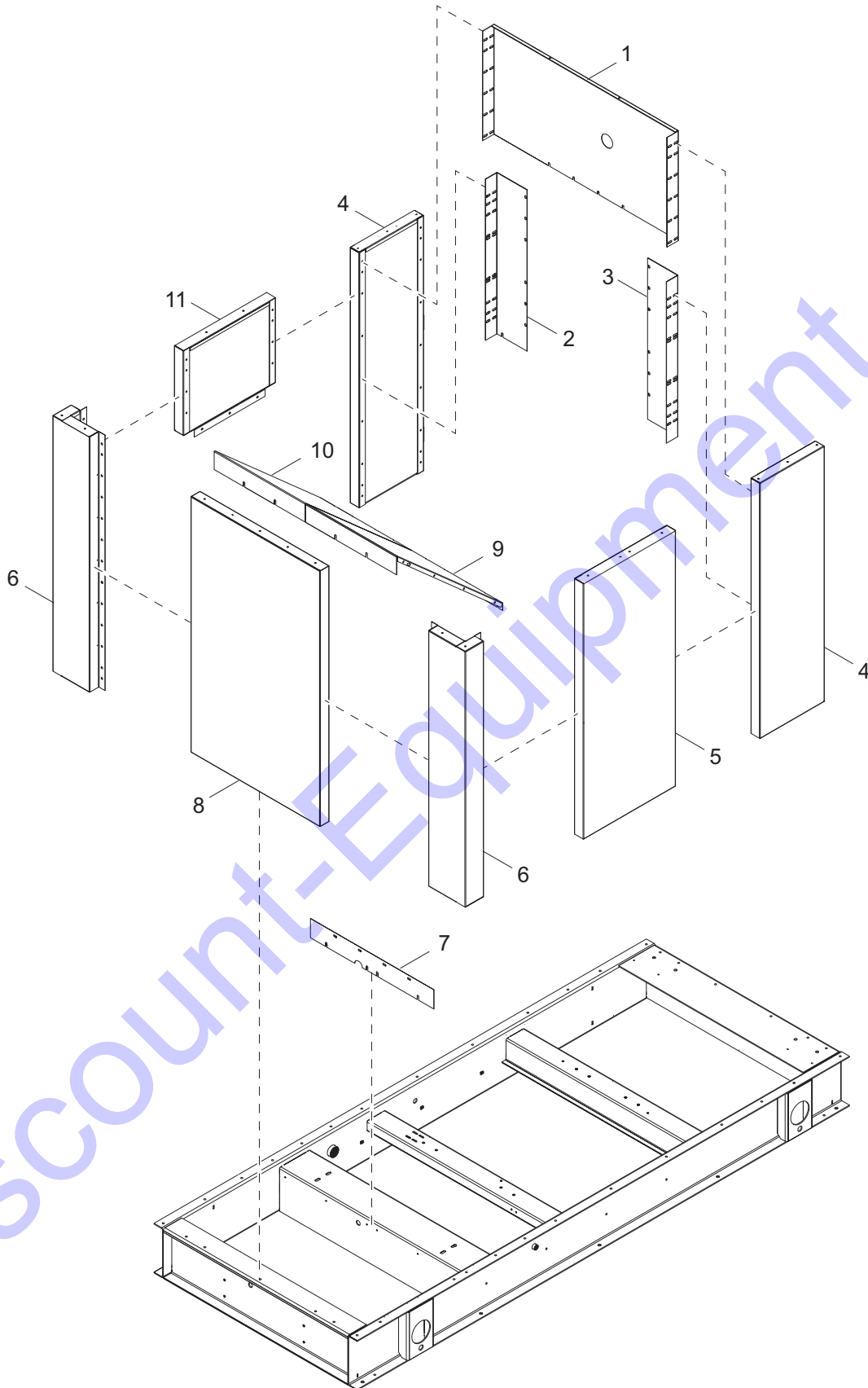


02268

POWER PANEL DOOR ASSEMBLY

Item	Part No.	Qty	Description	Notes
1	36003	1	Weatherstrip, .830 x .760	
2	38829	1	Door, inner solid 36.0 x 42.0	
3	35440	2	Hinge, door - weld nut, SS	
4	38810	2	Insulation, acoustic	
5	38811	1	Barrier, barium-sulfate, 1 lb	
6	38828	1	Door, outer solid 36.0 x 42	
7	38831	2	Bumper, door - rubber	
8	38866	1	Handle, recess lock, SS	
9	38864	1	Guard, pad latch	

FRONT PANEL AND CORNER ASSEMBLY

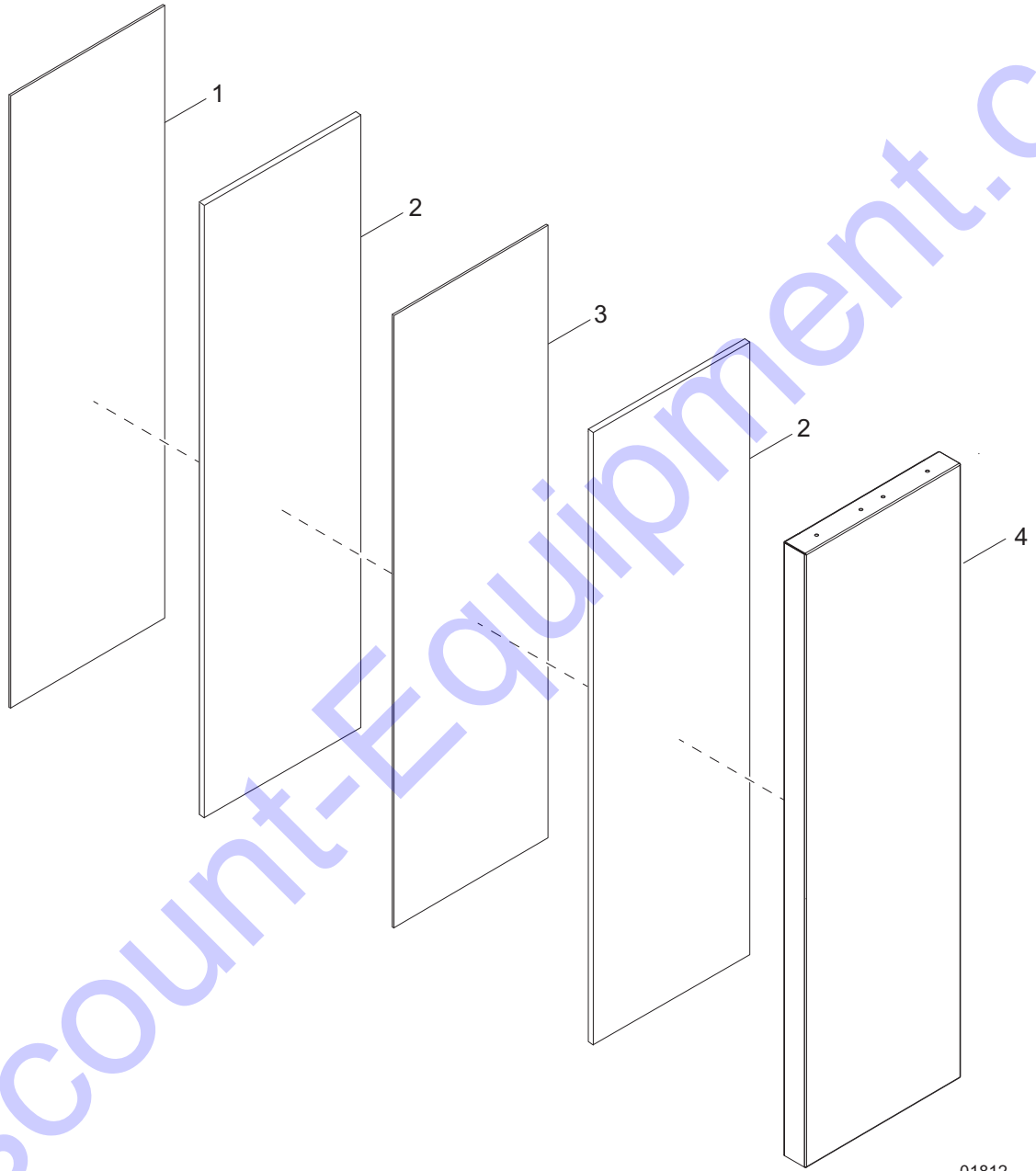


02269

FRONT PANEL AND CORNER ASSEMBLY

Item	Part No.	Qty	Description	Notes
1	39156	1	Panel, radiator top - w/exhaust	
2	39157	1	Panel, radiator - right	
3	39159	1	Panel, radiator - left	
4	Page 32	2	Assembly, left and right panels	
5	Page 36	1	Assembly, front left panel	
6	Page 38	2	Assembly, front corner	
7	39158	1	Panel, radiator - bottom	
8	Page 34	1	Assembly, front center panel	
9	39144	1	Panel, DIS - lower	
10	39143	1	Panel, DIS - lower	
11	Page 40	1	Assembly, front riser panel	

LEFT AND RIGHT PANEL ASSEMBLY



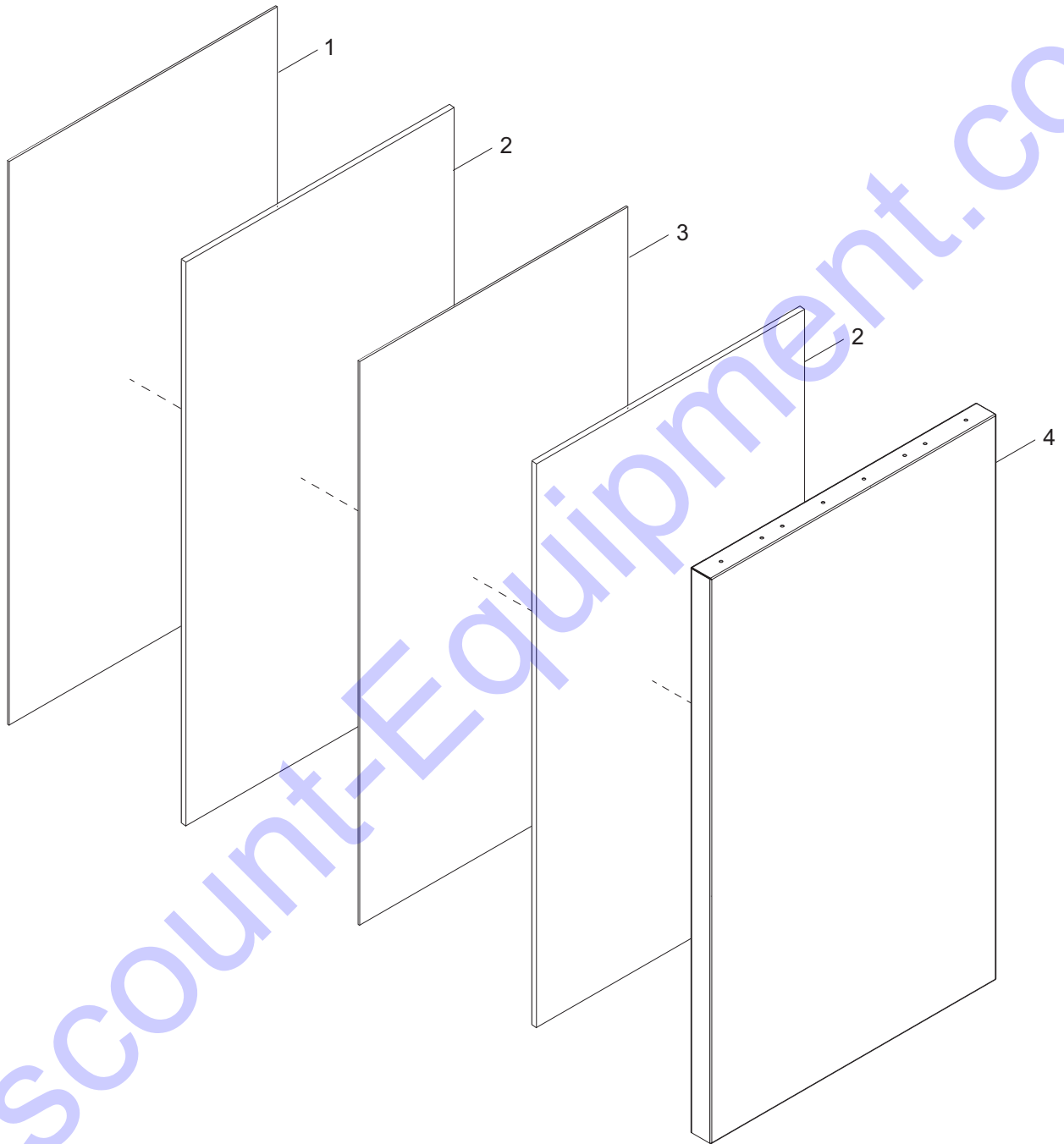
01812

LEFT AND RIGHT PANEL ASSEMBLY

Item	Part No.	Qty	Description	Notes
1	39135	1	Panel, perforated 21.0 x 72.0	
2	38810	2	Insulation, acoustic	
3	38811	1	Barrier, barium - sulfate, 1 lb	
4	39152	1	Panel, solid 21.0 x 72.0	

Discount-Equipment.com

FRONT CENTER PANEL ASSEMBLY



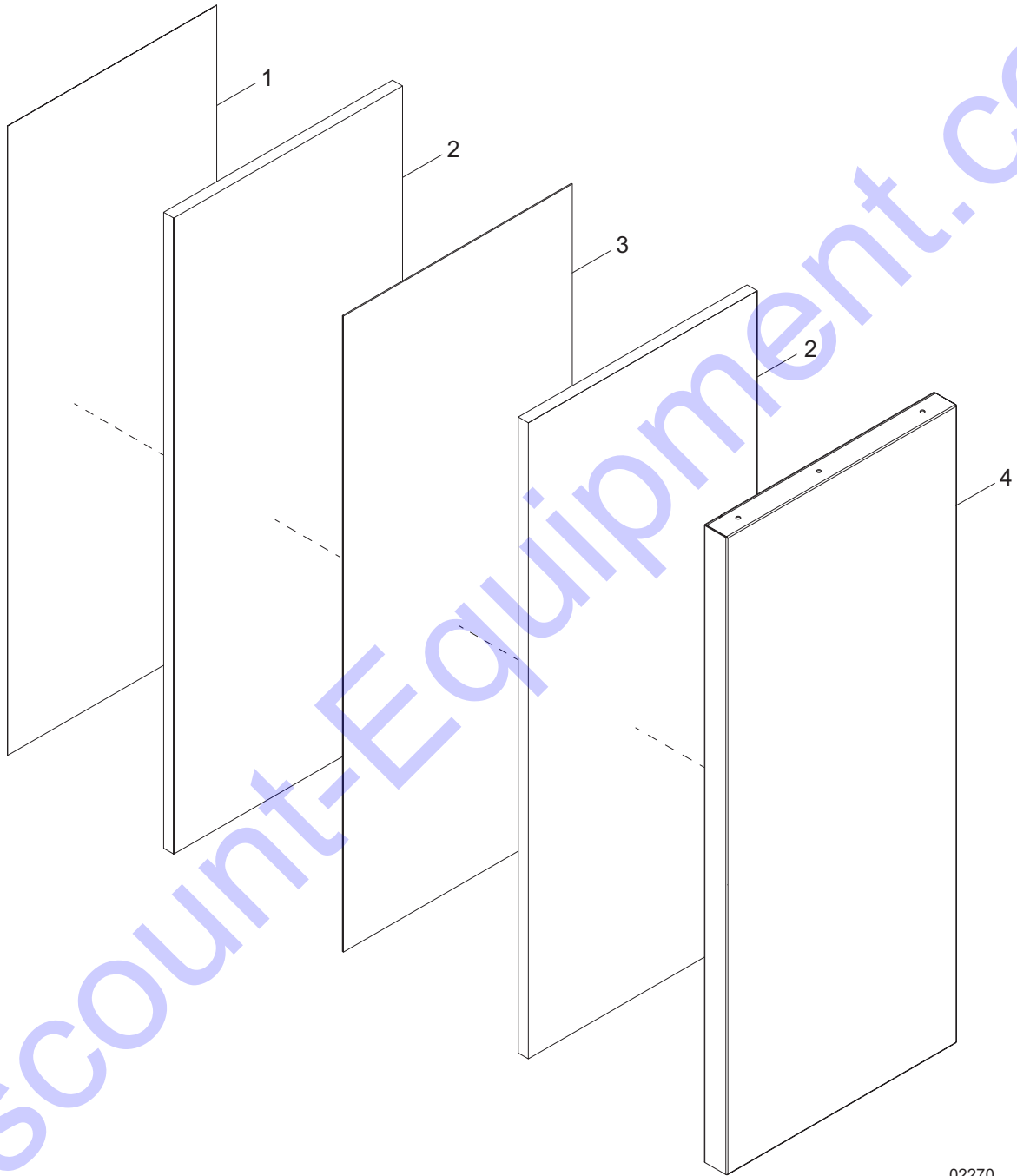
01811

FRONT CENTER PANEL ASSEMBLY

Item	Part No.	Qty	Description	Notes
1	38848	1	Panel, perforated 42.0 x 72.0	
2	38810	2	Insulation, acoustic	
3	38811	1	Barrier, bar. - sulfate, 1 lb	
4	39154	1	Panel, solid 42.0 x 72.0	

Discount-Equipment.com

FRONT LEFT PANEL ASSEMBLY



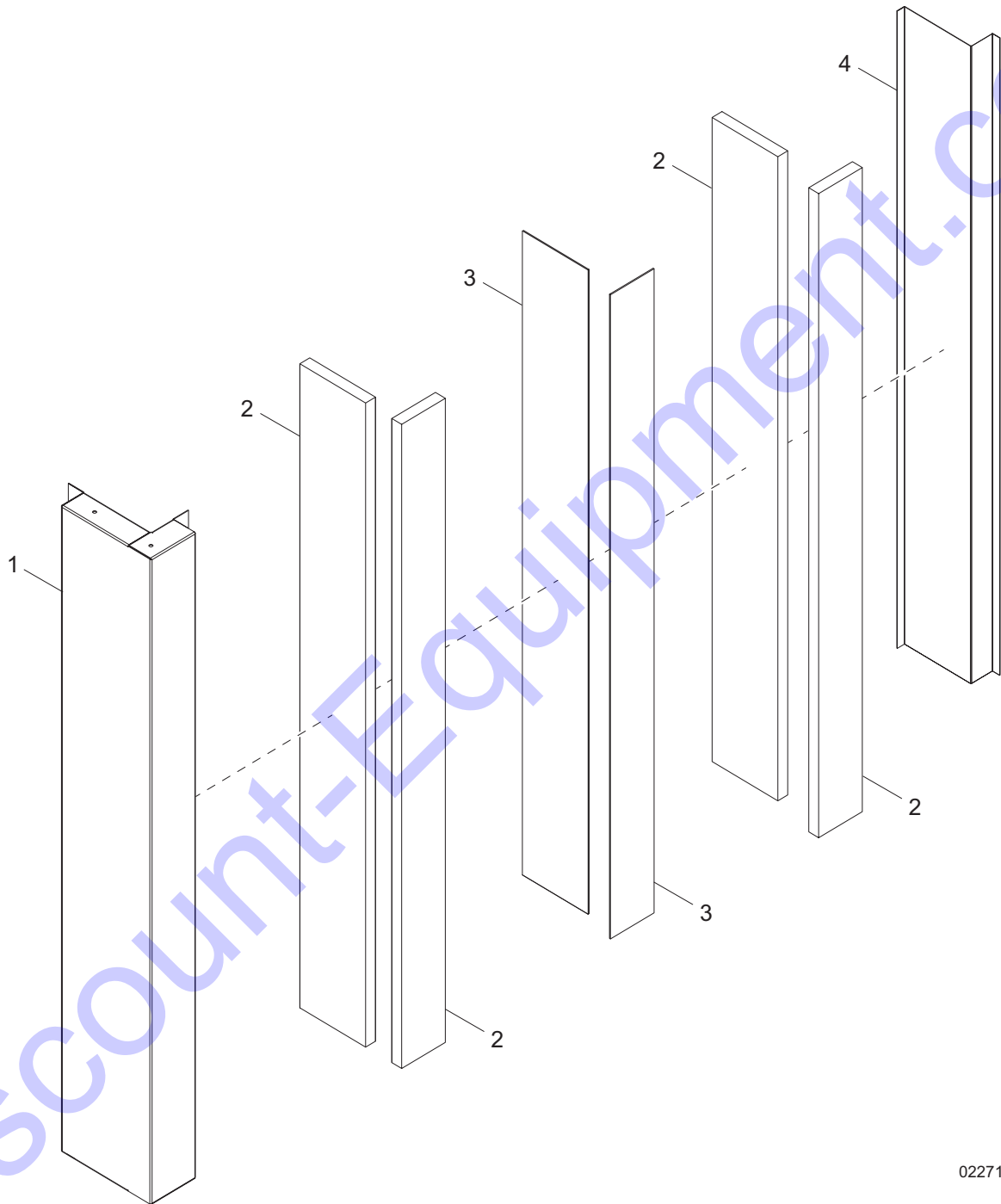
02270

FRONT LEFT PANEL ASSEMBLY

Item	Part No.	Qty	Description	Notes
1	39134	1	Panel, perforated 30x72	
2	38810	2	Insulation - acoustic	
3	38811	1	Barrier, barium - sulfate, 1 lb	
4	39153	1	Panel, solid - 42.0 x72.0	

Discount-Equipment.com

FRONT CORNER PANEL ASSEMBLY

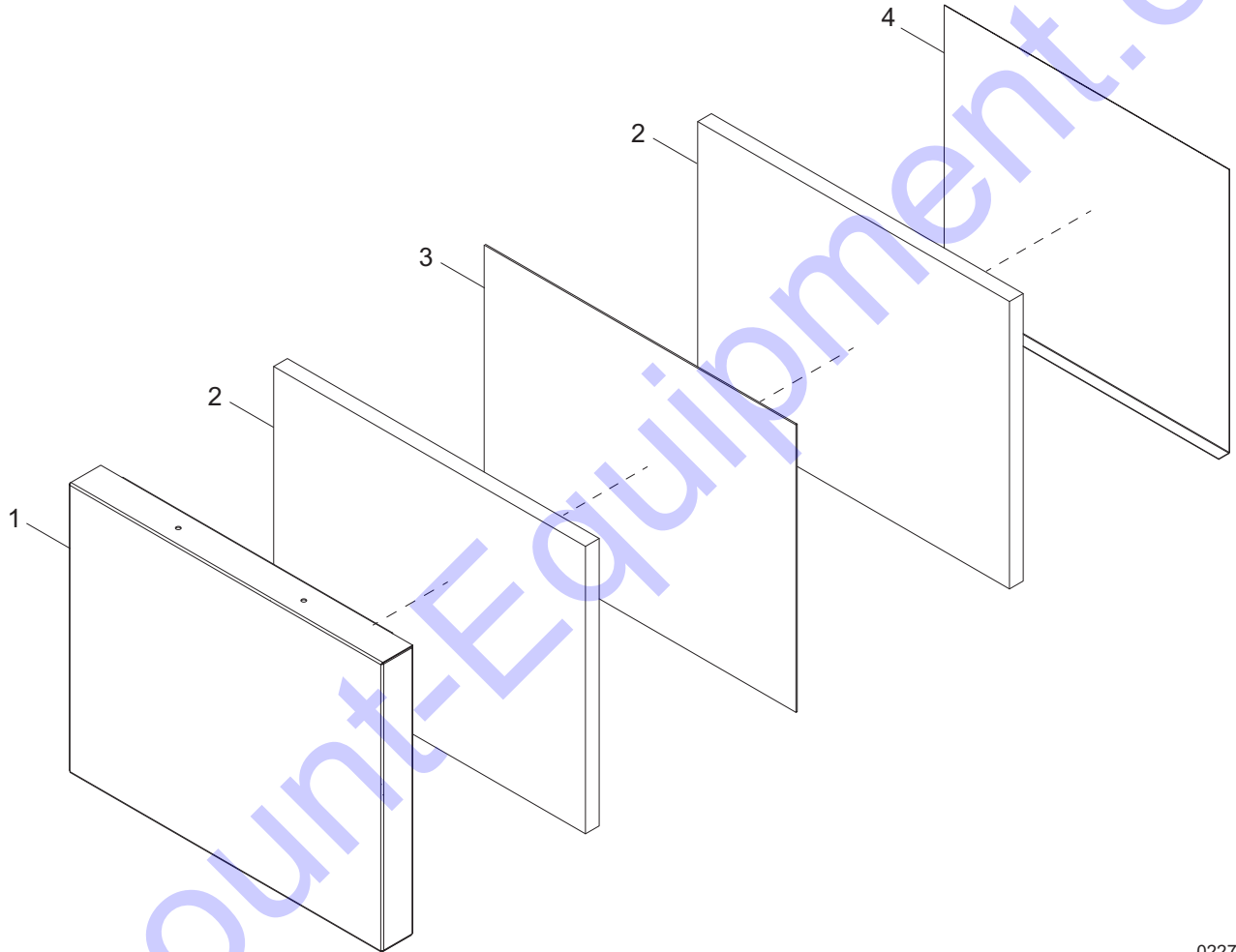


02271

FRONT CORNER PANEL ASSEMBLY

Item	Part No.	Qty	Description	Notes
1	39151	1	Panel, corner 6.0 x 12.0 x 72.0	
2	38810	4	Insulation - acoustic	
3	38811	2	Barrier, barium - sulfate, 1 lb	
4	39132	1	Panel, perforated corner 6.0 x 12.0 x 72.0	

FRONT RISER PANEL ASSEMBLY



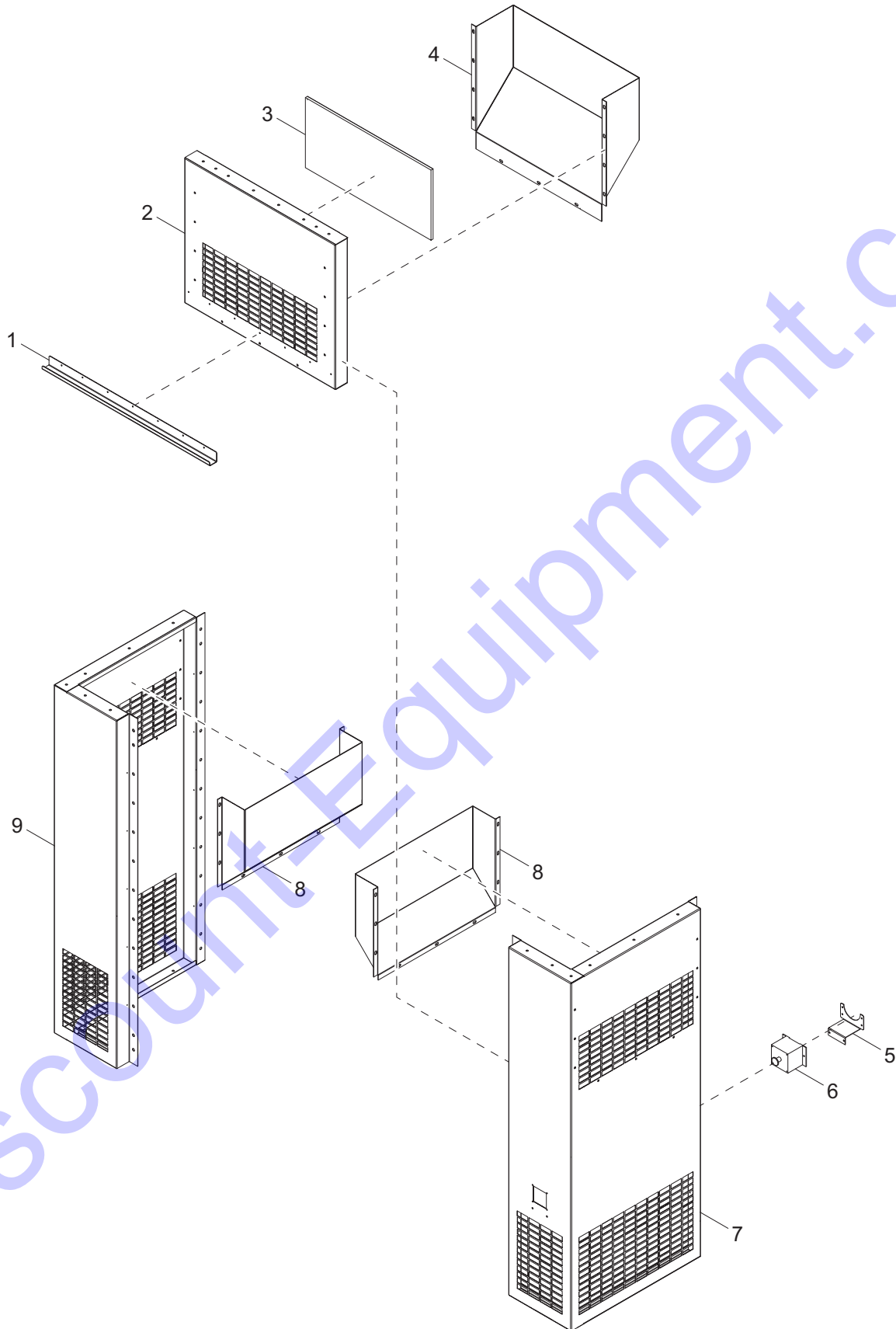
02272

FRONT RISER PANEL ASSEMBLY

Item	Part No.	Qty	Description	Notes
1	39155	1	Panel, front riser 30.0 x 24.0	
2	38810	2	Insulation, acoustic	
3	38811	1	Barrier, barium. - sulfate, 1 lb	
4	39133	1	Panel, perforated front riser	

Discount-Equipment.com

REAR CORNER AND UPPER PANEL ASSEMBLY

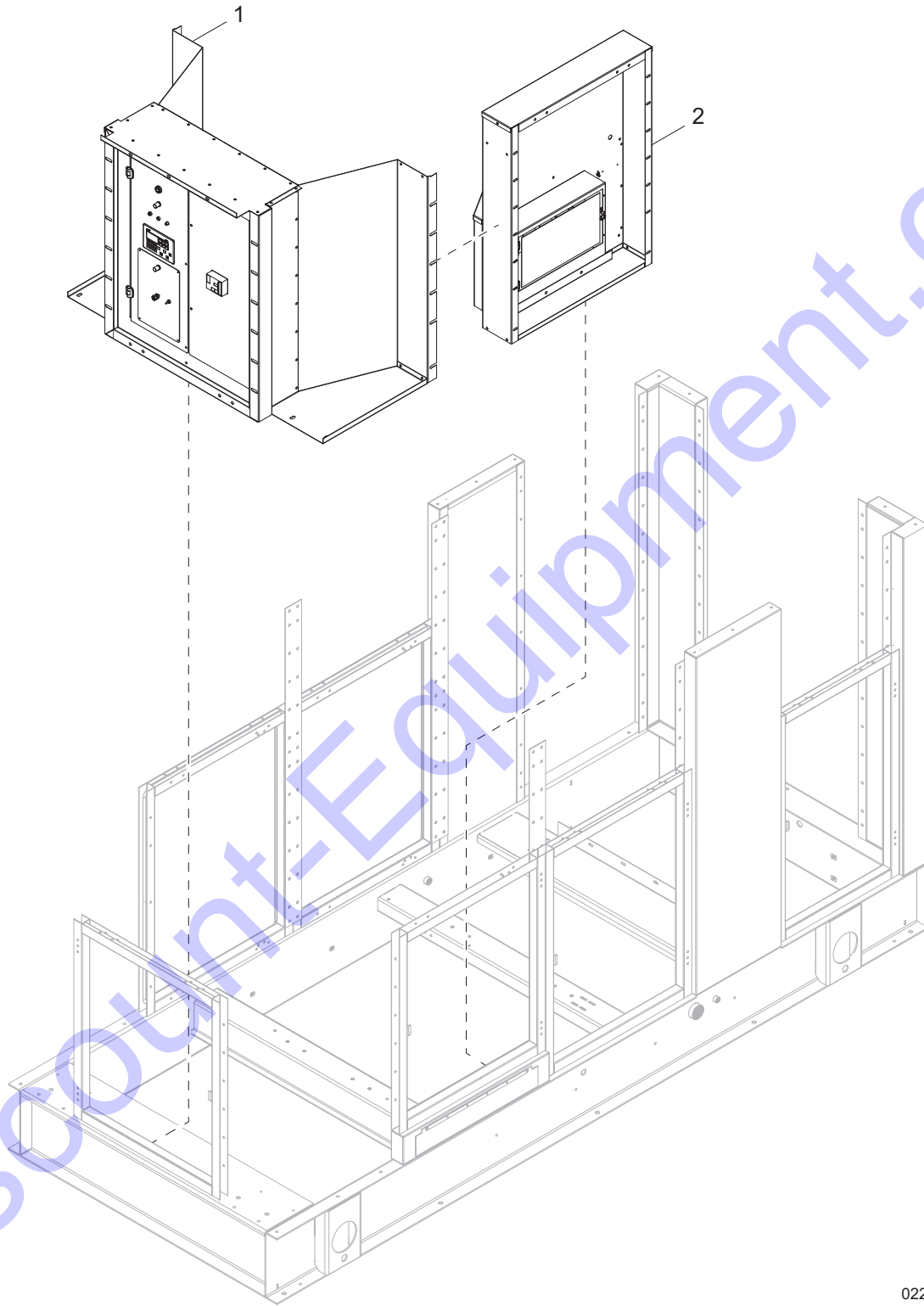


02273

REAR CORNER AND UPPER PANEL ASSEMBLY

Item	Part No.	Qty	Description	Notes
1	38840	1	Ledge, drip - 40.0 in	
2	38838	1	Panel, upper	
3	39131	1	Foam, 14.50 x 30.0	
4	39145	1	Duct, intake	
5	38979	1	Bracket, E-stop	
6	38977	1	Switch, E-stop	
7	39148	1	Panel, rear corner, vented w/E-stop - right	
8	39150	2	Duct, intake - upper rear corner	
9	39149	1	Panel, rear corner, vented - left	

CONTROL AND POWER BOXES TO UNIT



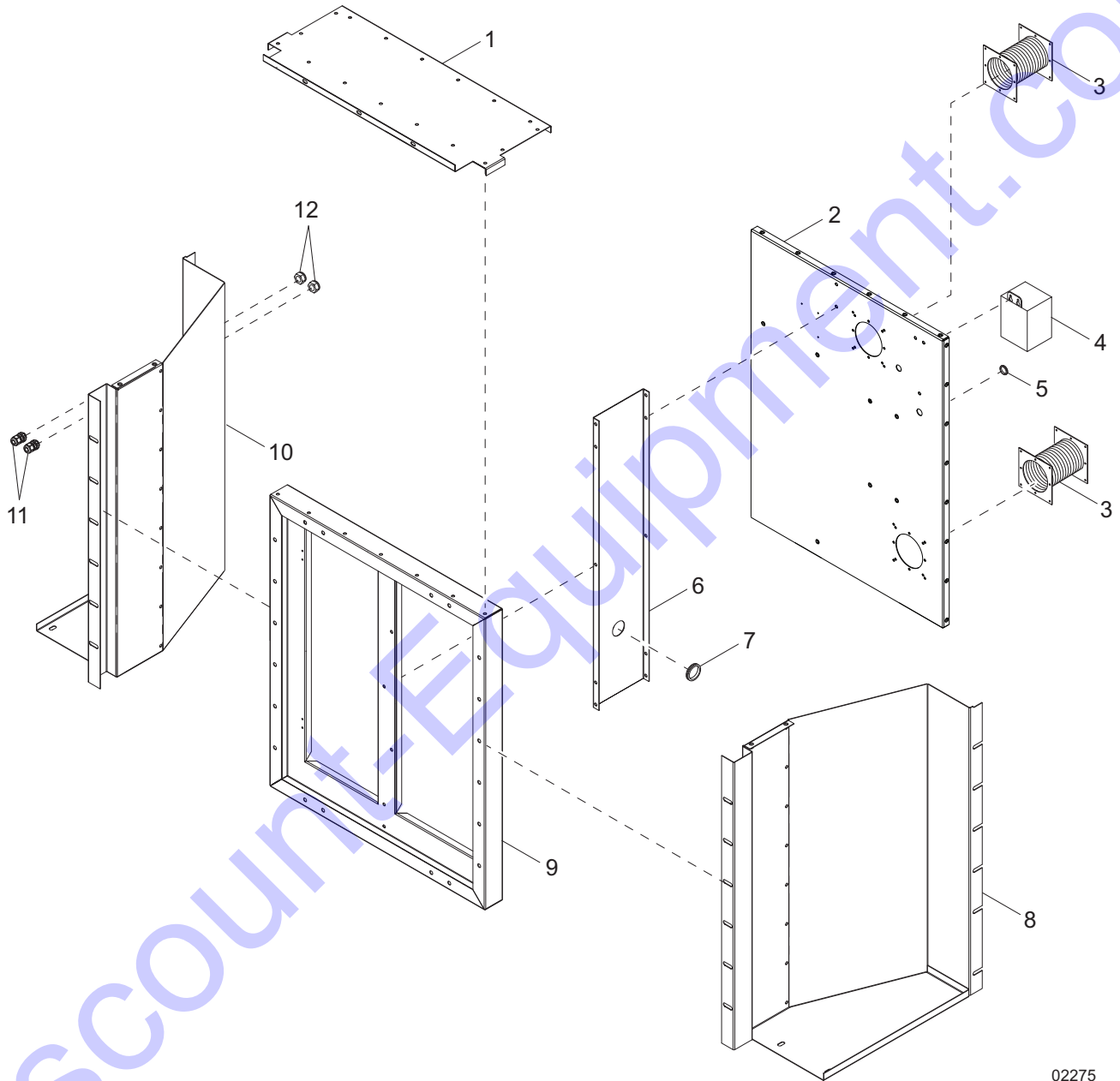
02274

CONTROL AND POWER BOXES TO UNIT

Item	Part No.	Qty	Description	Notes
1	Page 46	1	Assembly, control panel	
2	Page 52	1	Assembly, power box	

Discount-Equipment.com

CONTROL BOX ASSEMBLY

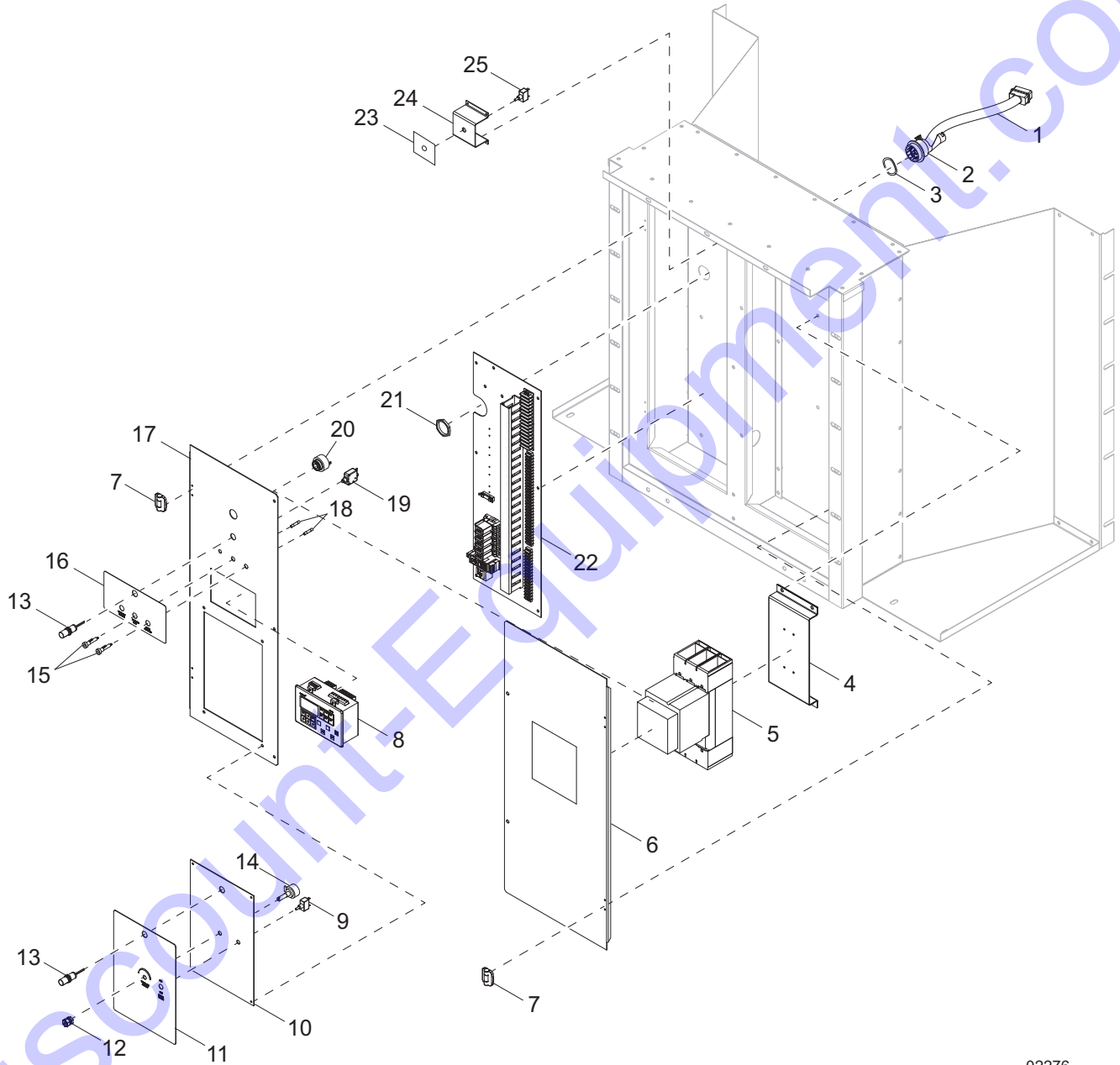


02275

CONTROL BOX ASSEMBLY

Item	Part No.	Qty	Description	Notes
1	39190	1	Cover, control box	
2	39188	1	Panel, rear	
3	39193	2	Wire way, flex - 4.0 in. ID	
4	39063	1	Transformer, buck - 500V	
5	38963	2	Grommet, .750 x .093, rubber	
6	39187	1	Partition, box	
7	39018	1	Grommet, .1.5 diameter, rubber	
8	39192	1	Duct, intake - right	
9	38955	1	Interface, control panel	
10	39191	1	Duct, intake - left	
11	39005	2	Cord grip .500NPT, liquid tight	
12	39006	2	Nut, .500NPT nylock, liquid tight	

CONTROL PANEL ASSEMBLY

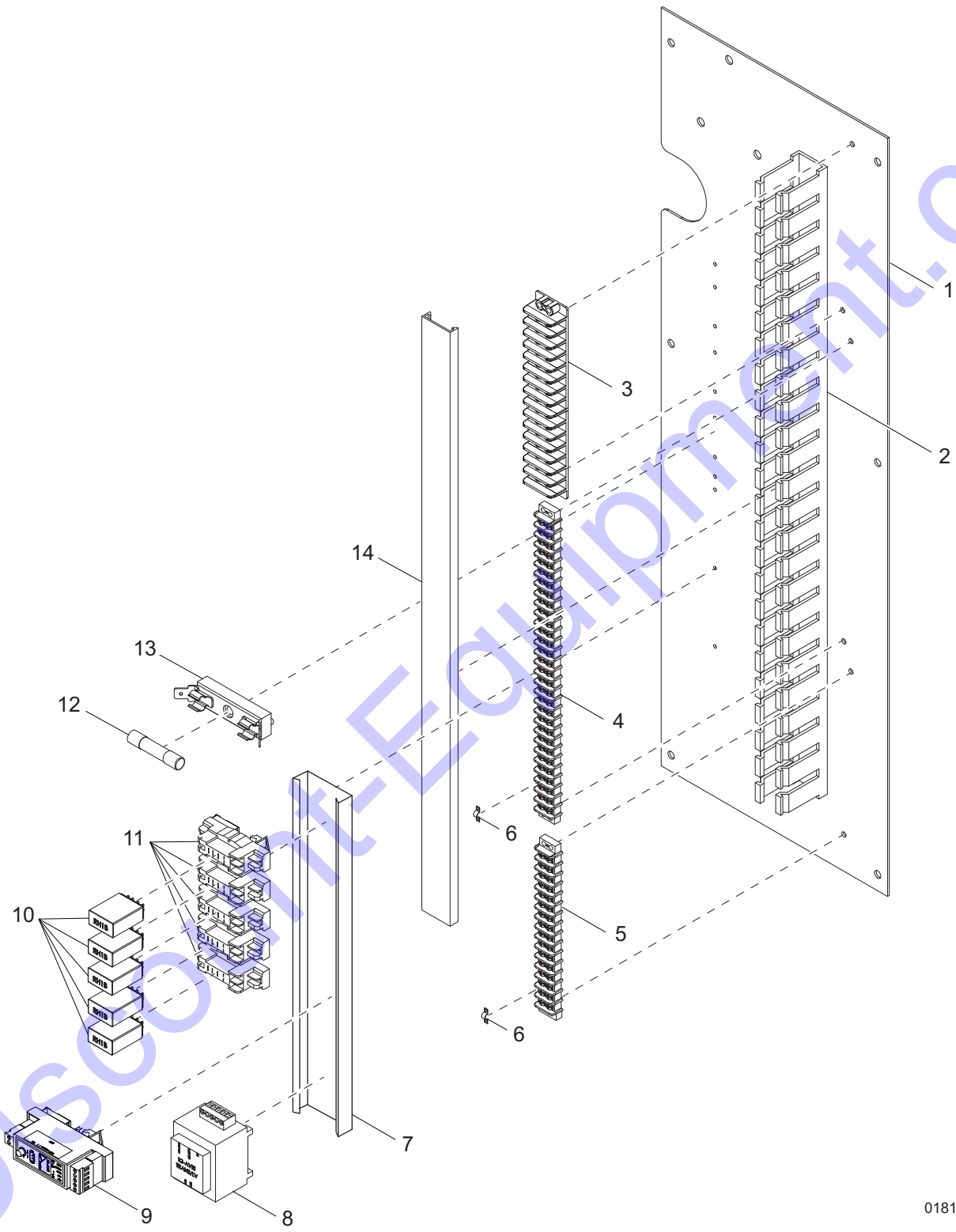


02276

CONTROL PANEL ASSEMBLY

Item	Part No.	Qty	Description	Notes
1	39088	1	Harness, CAN bus	
2	39014	1	Plug, strain relief	
3	39011	1	Washer, lock, HDP20 series plug	
4	39189	1	Mount, breaker	
5	35452	1	Breaker, 200A, 3 pole 600V	
6	39186	1	Door, breaker box	
7	35441	4	Hinge, detent - nylon, black	
8	53398	1	Controller, PMGD - MGG155	
9	50816	1	Switch, toggle - 2 position	
10	38953	1	Panel, control box	
11	38965	1	Decal, lower control panel	
12	38975	1	Shaft lock, potentiometer	
13	38976	2	Lamp, LED, miniature	
14	36015	1	Potentiometer, 1K ohm, 2 watt	
15	38969	2	Fuse holder, Bussman HKP-HH	
16	38964	1	Decal, upper control panel	
17	38952	1	Door, control panel	
18	50812	2	Fuse, 5A - 250V	
19	36013	1	Breaker, DC - 15A	
20	36014	1	Horn, alarm DC - 6-28V	
21	39013	1	Nut, panel, HDP20 series	
22	<i>Page 50</i>	1	Assembly, sub-panel	
23	39085	1	Decal, fuel select	
24	39084	1	Bracket, switch mount	
25	35437	1	Switch, toggle, on-off-on, AC - 20A	
--	39194	1	Kit, control box wire and terminals	
--	39019	.667 ft	Flexguard, .750 in	
--	35535	1	Dongle, IGS	
--	39012	8	Plug, sealing, contact size 12-16	
--	39087	1	Kit, parallel termination	

SUB-PANEL ASSEMBLY

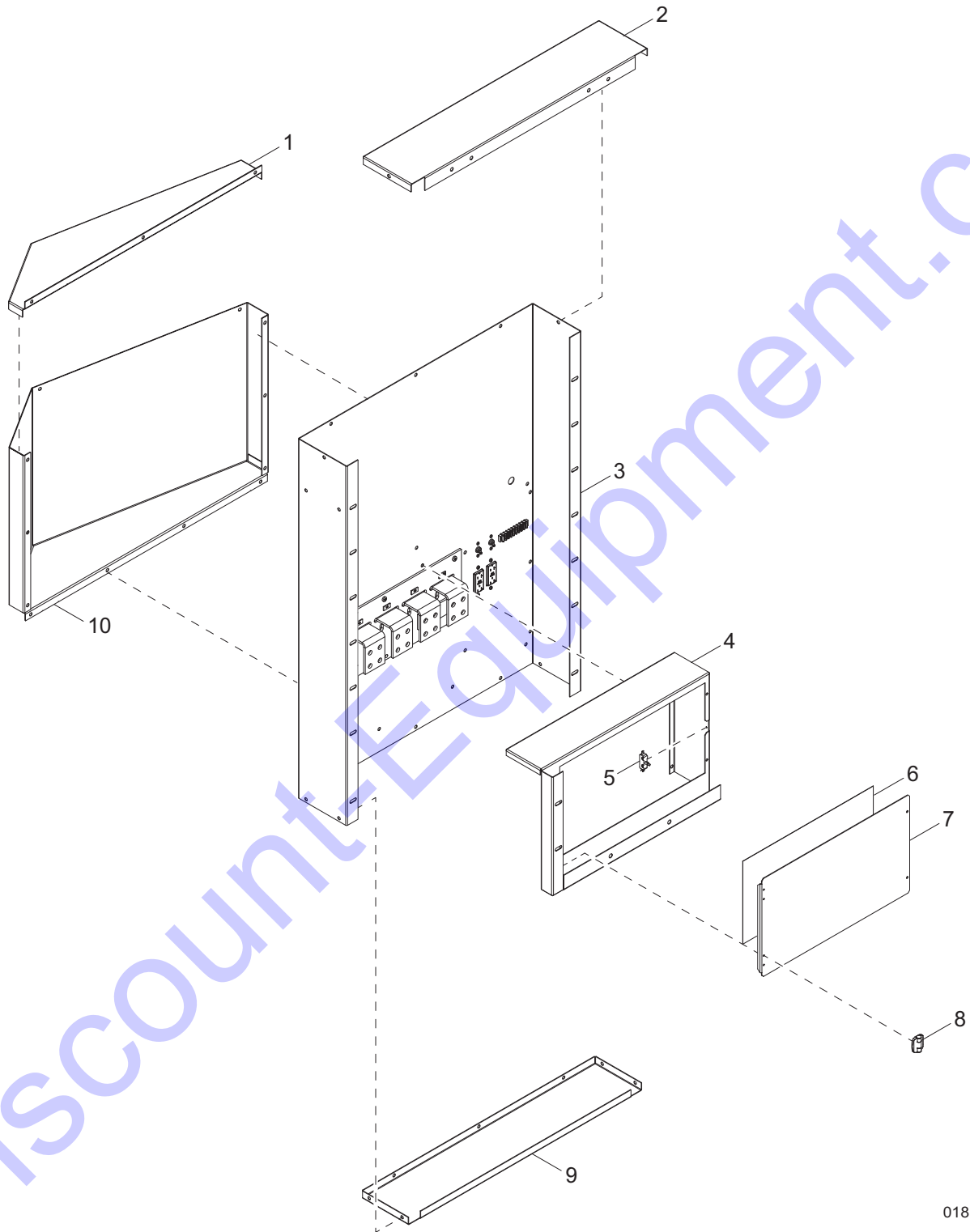


01818

SUB-PANEL ASSEMBLY

Item	Part No.	Qty	Description	Notes
1	38958	1	Panel, sub - control box	
2	39016	4.25 ft	Duct, wire	
3	38972	1	Terminal, block - 14 position, 600V, 20A, 12-22 AWG	
4	38971	1	Terminal, strip - 30 position, 300V	
5	38973	1	Terminal, strip - 16 position, 300V	
6	39015	2	Jumper, terminal strip	
7	69748	1	Rail, din	
8	39774	1	Transformer, AVRI module	
9	34592	1	Interface, AVR	
10	35455	5	Relay, 10A/24V, DC	
11	38966	5	Relay, base - 10A, 1P	
--	38967	5	Bail, relay base	incl with 38966
12	38970	1	Fuse, buss - ABC 10	
13	38968	1	Fuse block, DC - 1 pole	
14	39017	4.25 ft	Cover, wire duct	
--	10000042088	1	Harness, interface NG	

POWER PANEL BOX ASSEMBLY

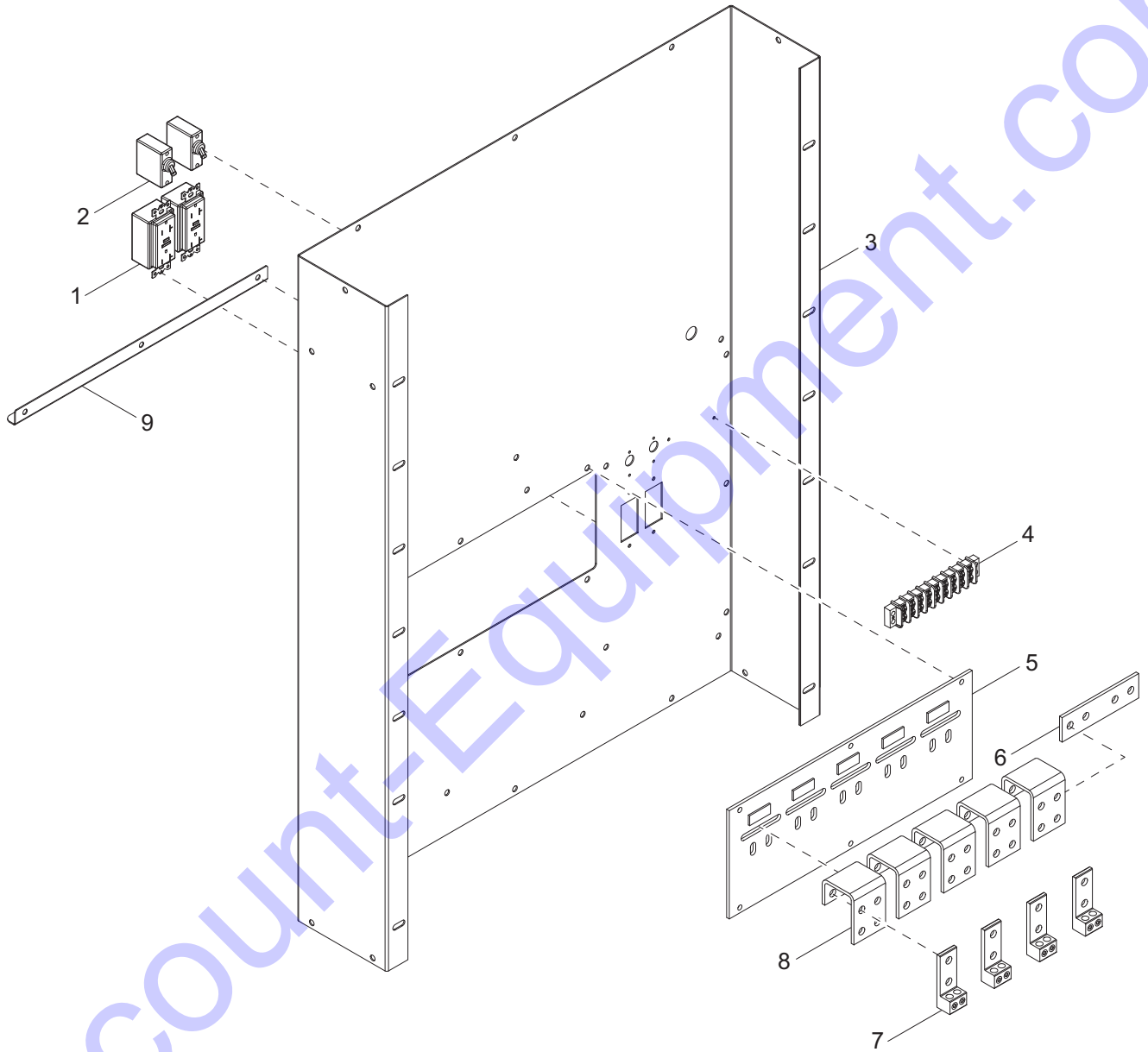


01819

POWER PANEL ASSEMBLY

Item	Part No.	Qty	Description	Notes
1	39203	1	Cover, bus bar	
2	39057	1	Lid, power panel - top	
3	Page 54	1	Assembly, power panel and lugs	
4	39061	1	Box, bus bar - power panel	
5	35430	1	Switch, limit - E13-00J	
6	38927	1	Panel, glastic	
7	39062	1	Door, bus bar box	
8	35441	2	Hinge, detent - nylon, black	
9	39058	1	Lid, power panel - bottom	
10	39202	1	Guard, power panel - bus bar	

POWER PANEL AND LUG ASSEMBLY

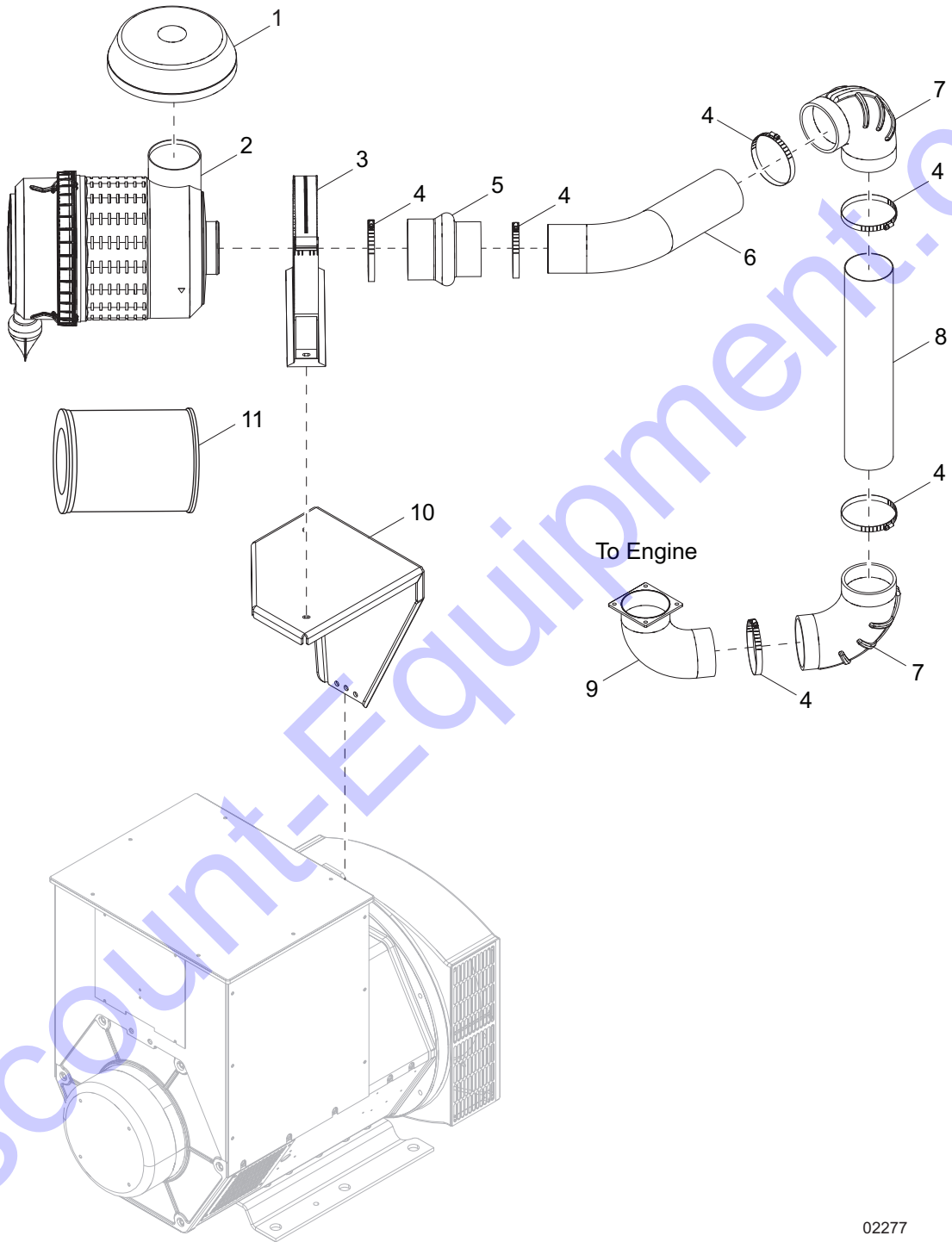


01820

POWER PANEL AND LUG ASSEMBLY

Item	Part No.	Qty	Description	Notes
1	39074	2	Receptacle, GFCI - 125V/20A	
2	39072	2	Breaker, 20A - magnetic single pole	
3	39055	1	Box, power panel	
4	38974	1	Terminal, strip - 9 position, 300V	
5	39064	1	Plate, bus bar mounting	
6	39066	1	Jumper, bus bar	
7	37565	4	Lug, terminal - dual, 2 hole	
8	39065	5	Bus bar, bent	
9	39056	1	Bracket, stiffener	
--	39079	1	Malleable, .500 female/female	
--	39083	1	Connector, wire 30-454	
--	39073	2	Rubber boot	
--	39078	1	Fitting, nipple - .500 chase	
--	39080	1	Fitting, bushing - .500 conduit	
--	39081	1	Fitting, nipple - .500 x 1.50 conduit	
--	39082	2	Nut, .500 lock conduit	

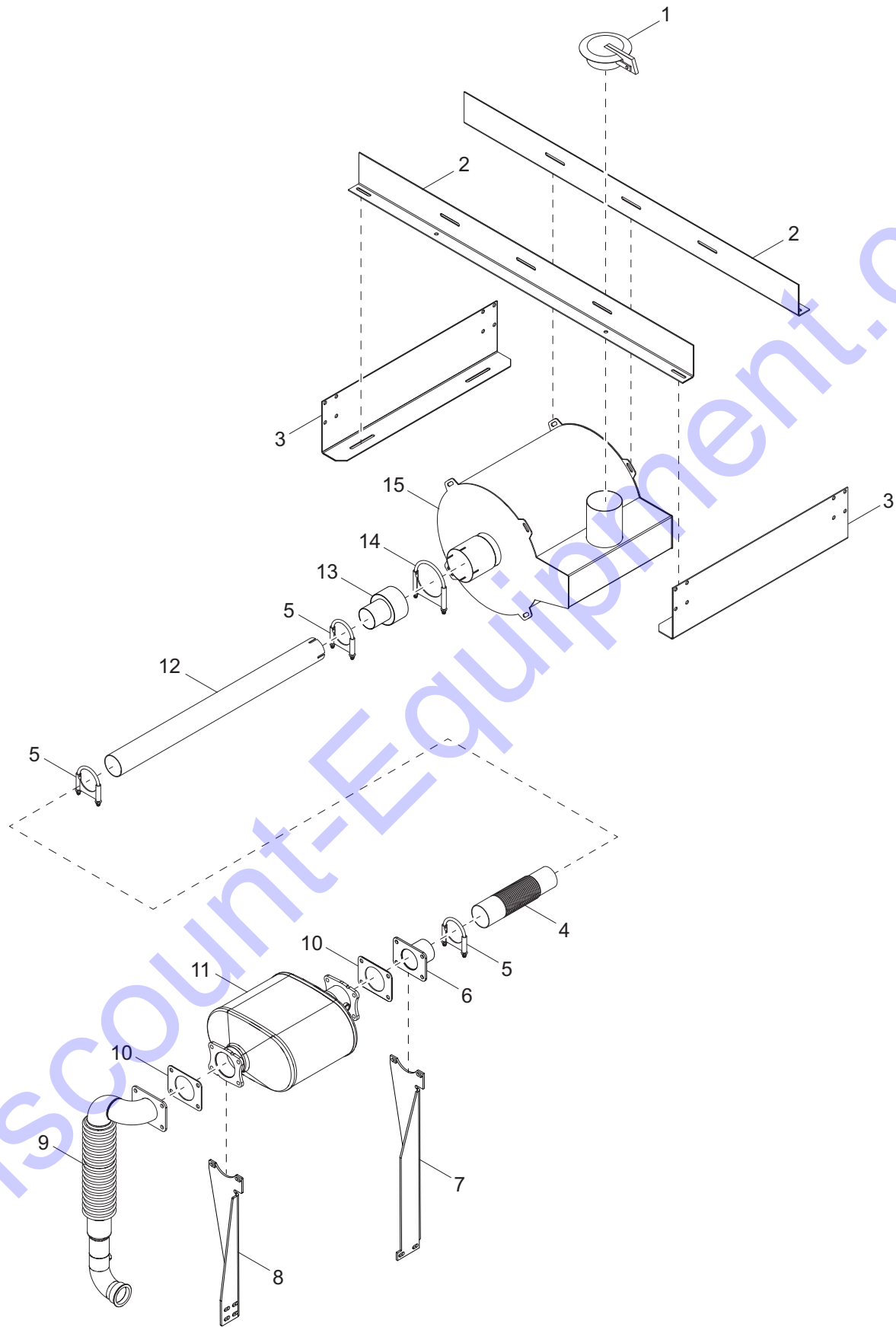
AIR FILTER ASSEMBLY



AIR FILTER ASSEMBLY

Item	Part No.	Qty	Description	Notes
1	39126	1	Cap, rain, air filter	
2	39125	1	Filter, air, two stage housing	
3	39127	1	Band, air filter, mounting	
4	39130	6	Clamp, hose - #80, 3.5x5.5	
5	39123	1	Hump, reducing - 4.5 ID to 4.0 ID	
6	39128	1	Elbow - 4.0 in. 45D 16 GA steel LR LG SL	
7	39124	2	Elbow - 4.0 in. ID 90° rubber	
8	39129	1	Tubing - 4.0 in. diameter. x 16 galvanized steel	
9	39119	1	Elbow, STL - 90, 4.0 in	
10	39118	1	Bracket, air filter	
11	1000007601	1	Element, air filter	

EXHAUST SYSTEM ASSEMBLY

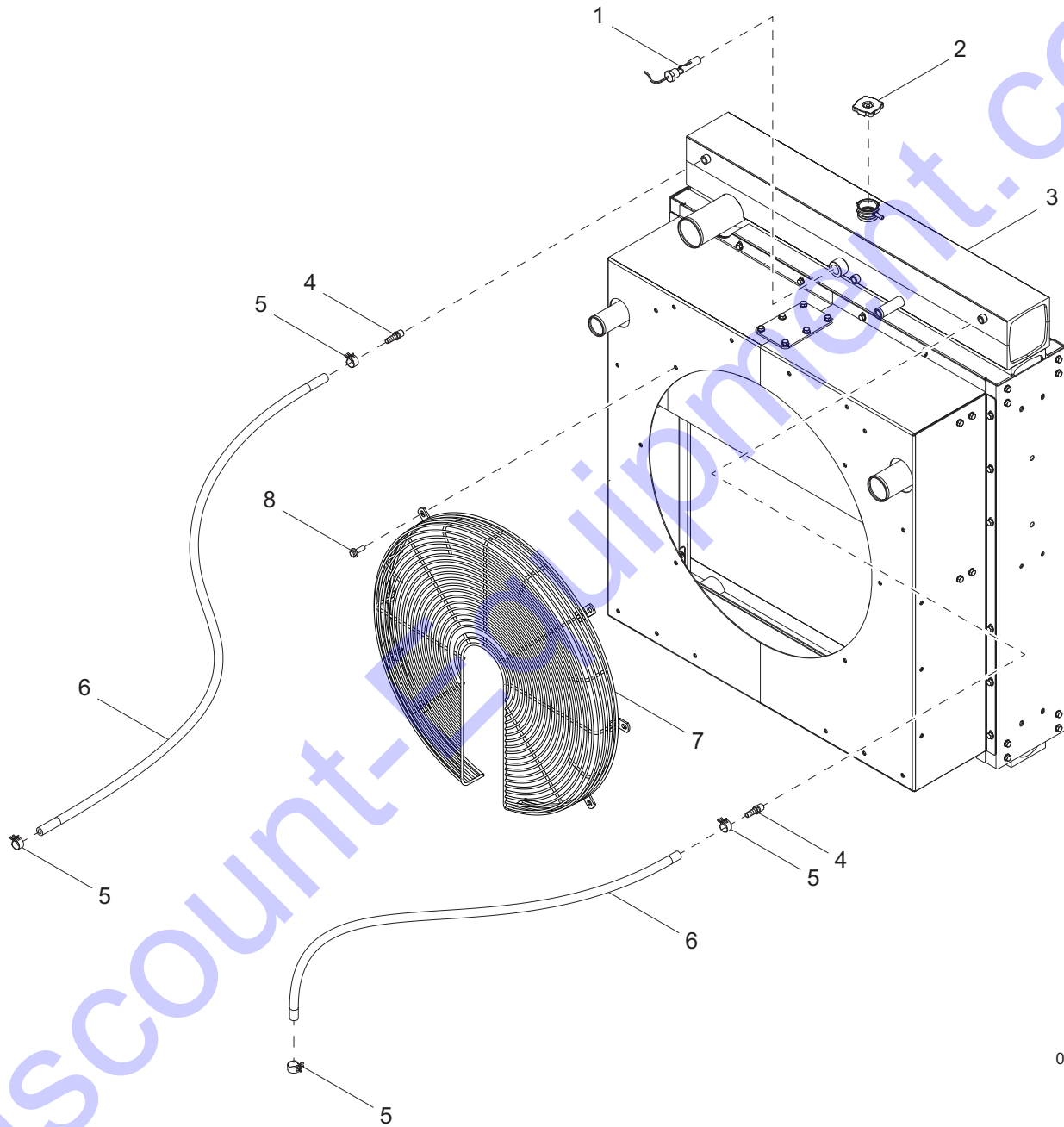


02278

EXHAUST SYSTEM ASSEMBLY

Item	Part No.	Qty	Description	Notes
1	35513	1	Cap, rain 4.50 in	
2	39166	2	Bracket, silencer	
3	39165	2	Bracket, silencer - side	
4	35512	1	Pipe, exhaust flex 3.0 x 12.0	
5	39163	3	Clamp, guillotine 3.0	
6	39112	1	Pipe, exhaust - catalyst exit	
7	39108	1	Bracket, catalyst mount - rear	
8	39109	1	Bracket, catalyst mount - front upper	
9	39111	1	Pipe, exhaust - engine to catalyst	
10	36002	2	Gasket, catalyst	
11	69769	1	Catalyst	
12	39164	1	Pipe, exhaust 3.0ID/OD x 36.0	
13	39161	1	Increaser, exhaust 3.0 to 4.50 x 5.0	
14	39162	1	Clamp, guillotine 4.50	
15	31324	1	Silencer	
--	39114	1 ft	Sleeving, 2.625 - natural nag	

COOLING SYSTEM ASSEMBLY

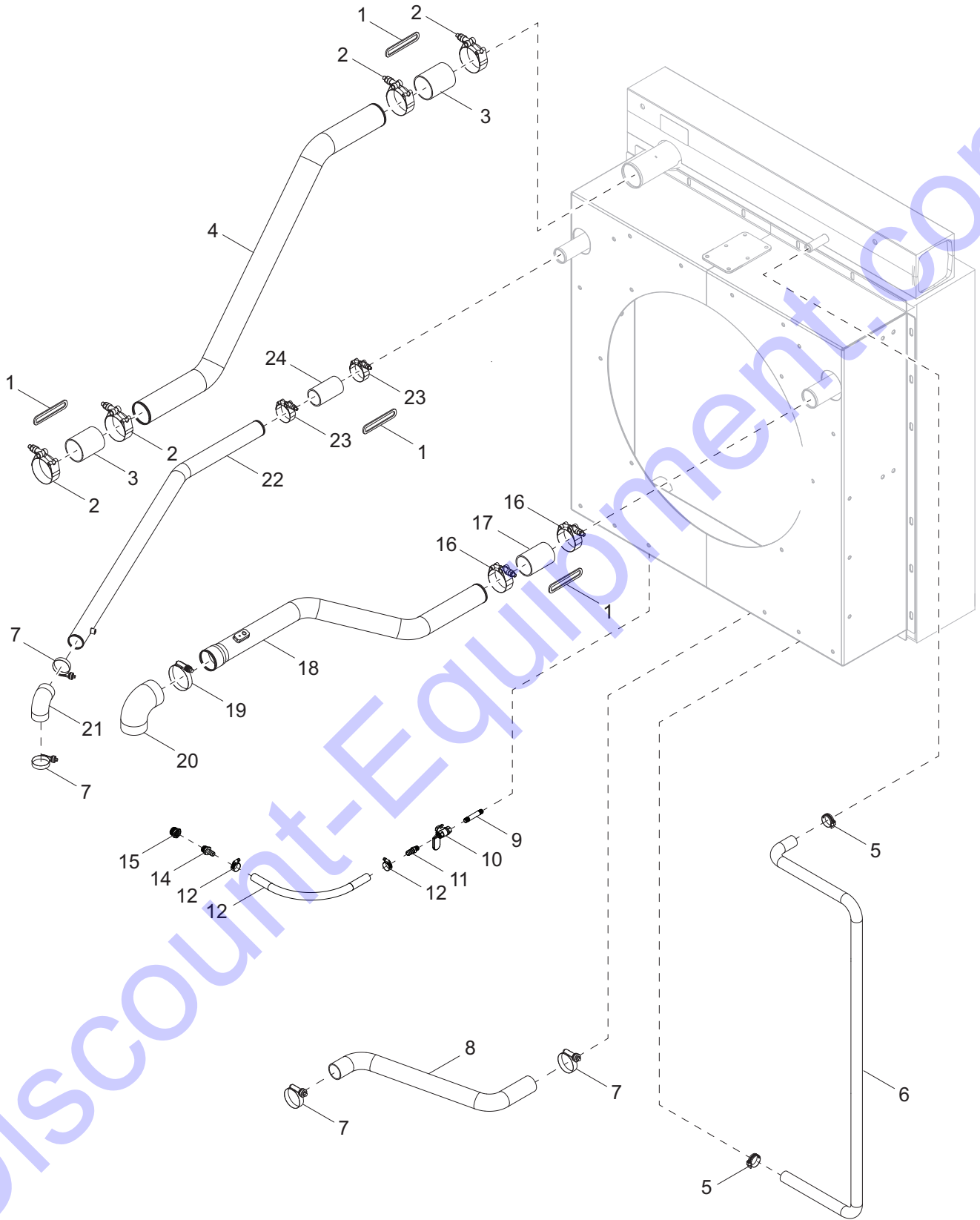


02279

COOLING SYSTEM ASSEMBLY

Item	Part No.	Qty	Description	Notes
1	35435	1	Switch, low coolant - ..250NPT	
2	69775	1	Cap, radiator	
3	69770	1	Radiator	
4	69771	2	Fitting, .250MPT x .375 barb	
5	69772	4	Clamp, .375 ID	
6	52714	2	Hose, heater .375 ID 65.0 in	
7	69773	1	Shroud, fan	
8	69774	6	Screw, M6 1.0 x 25 flg hex	

COOLING SYSTEM HOSES

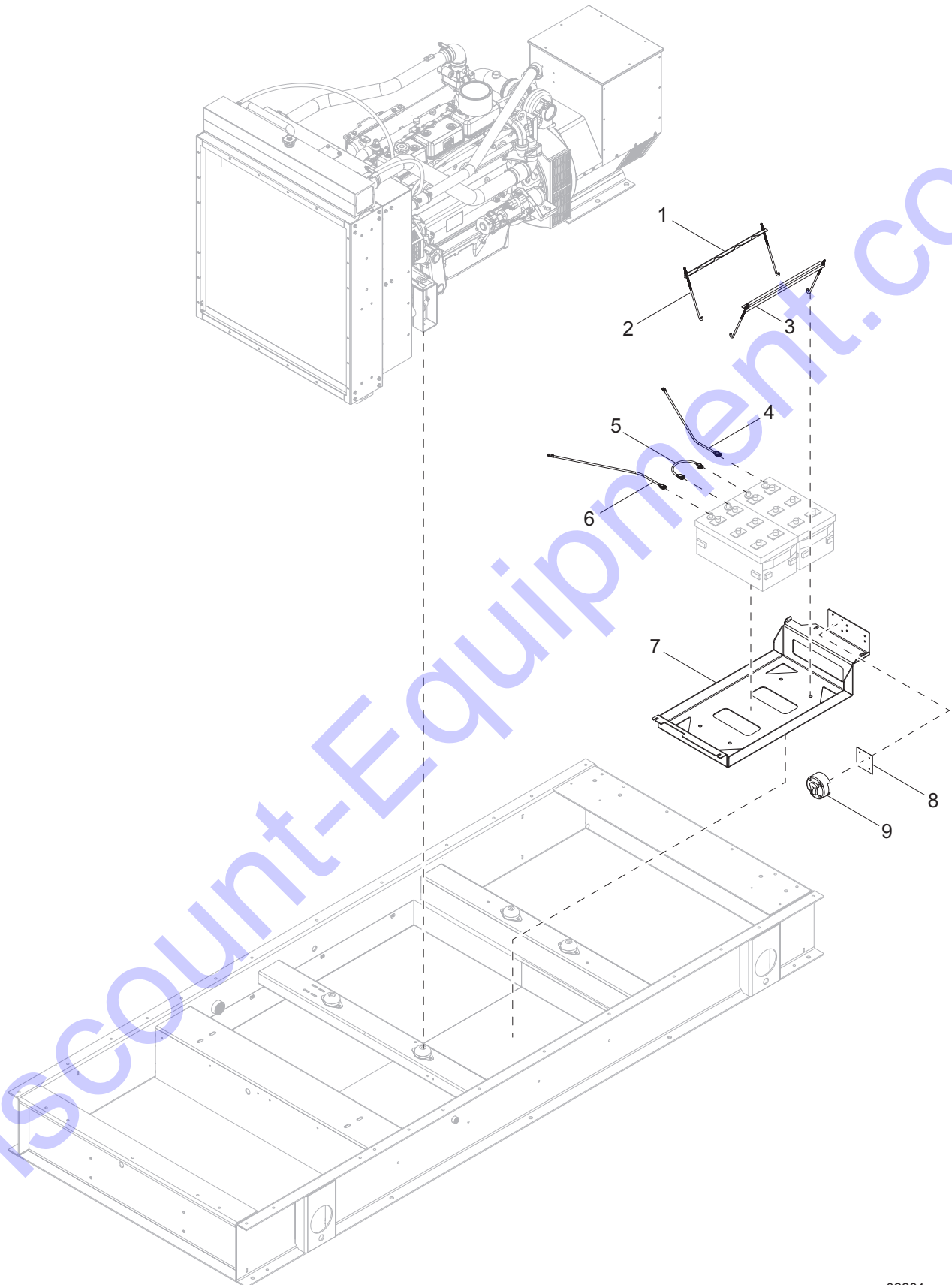


02280

COOLING SYSTEM HOSES

Item	Part No.	Qty	Description	Notes
1	38799	4	Plate, CAC tie down	
2	39115	4	Clamp, T-bolt 2.250 - 2.530	
3	69717	2	Hose, 3.0 ID x 4.0 silicone	
4	69758	2	Tube, radiator inlet, NGE 8.1L - SS	
5	69759	2	Clamp, hose S-16 .812-1.50	
6	52718	1	Hose, heater 1.0 ID	
7	52716	4	Clamp	
8	69761	1	Hose, radiator, lower	
9	39185	1	Fitting, pipe nipple .250 x 3.0, black pipe	
10	38928	1	Fitting, ball valve .250 female, brass	
11	38929	1	Fitting, .250MNTP x .500 barb, brass	
12	38930	2	Clamp, hose #10, .562 - 1.012	
13	36011	1.66 ft	Hose, .500 - SAE100R6	
14	38931	1	Fitting, .500NPT x .500 barb, brass	
15	39184	1	Fitting, bushing .750 x .500, black pipe	
16	39179	2	Clamp, T-bolt 2.80 - 3.10	
17	52720	1	Hose, 2.50 x 3.0, silicone	
18	69763	1	Tube, CAC to intake, NGE 8.1L - SS	
19	69764	1	Clamp, constant torque 1.562-2.50	
20	69765	1	Hose, 2.750 ID x 90°, lined	
21	69766	1	Elbow, 90° 2.0, silicone	
22	69767	1	Tube, comp to CAC, NGE 8.1L - SS	
23	39116	2	Clamp, T-bolt 3.03 - 3.31	
24	69768	1	Hose, 2.0 ID x 3.0, silicone	

ENGINE AND GENERATOR TO UNIT

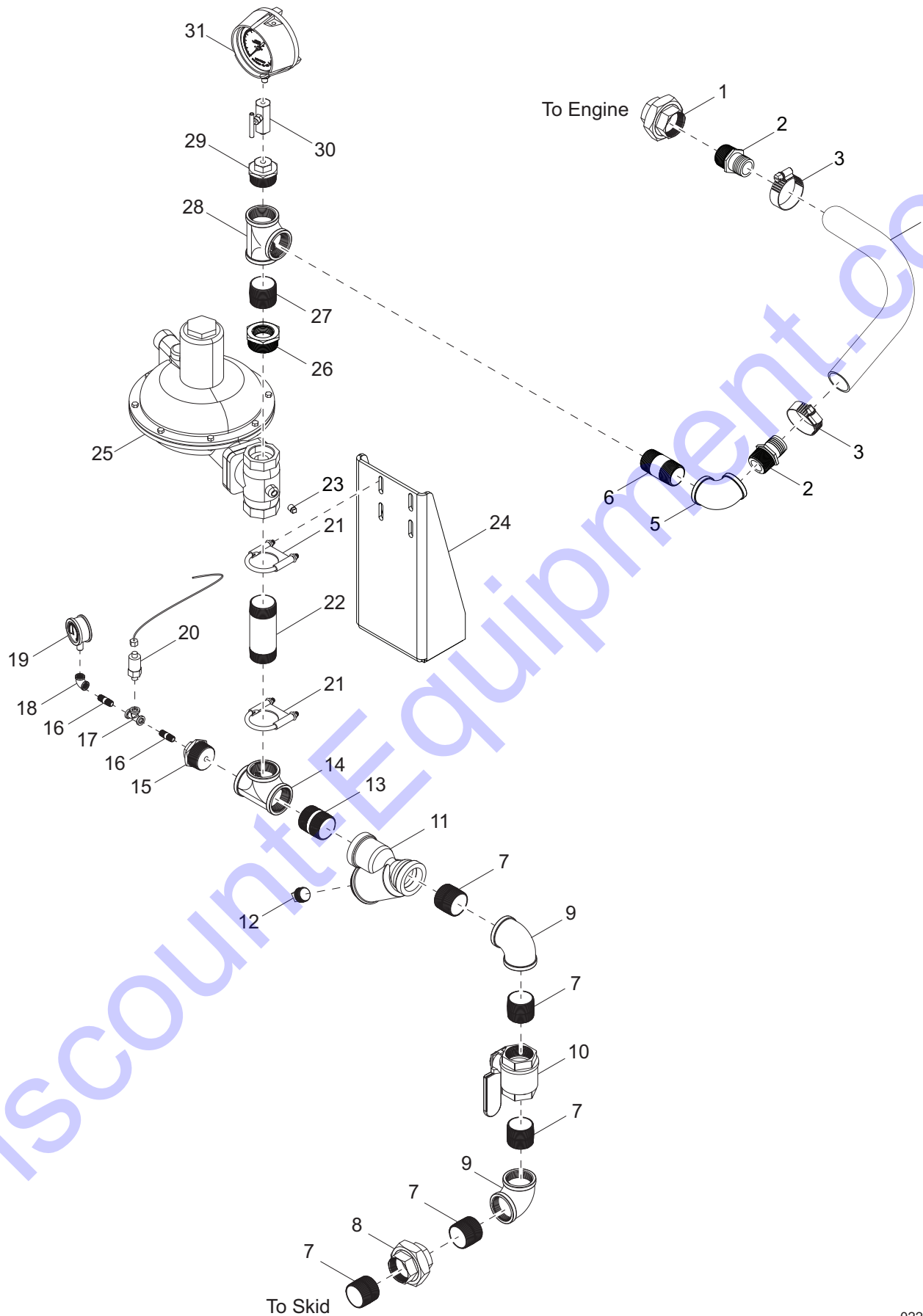


02281

ENGINE AND GENERATOR TO UNIT

Item	Part No.	Qty	Description	Notes
1	38918	1	Bracket, battery tie down w/cutouts	
2	38920	4	J-bolt, .250-20 x 12.0 long	
3	38918	1	Bracket, battery tie down	
4	38922	1	Cable, battery - negative, 43.0	
5	38924	1	Cable, positive and negative jumper	
6	38923	1	Cable, battery - positive, 43.0	
7	38917	1	Rack, battery - dual	
8	38926	1	Glastic, switch - disconnect	
9	38921	1	Switch, battery - disconnect	

FUEL SYSTEM ASSEMBLY

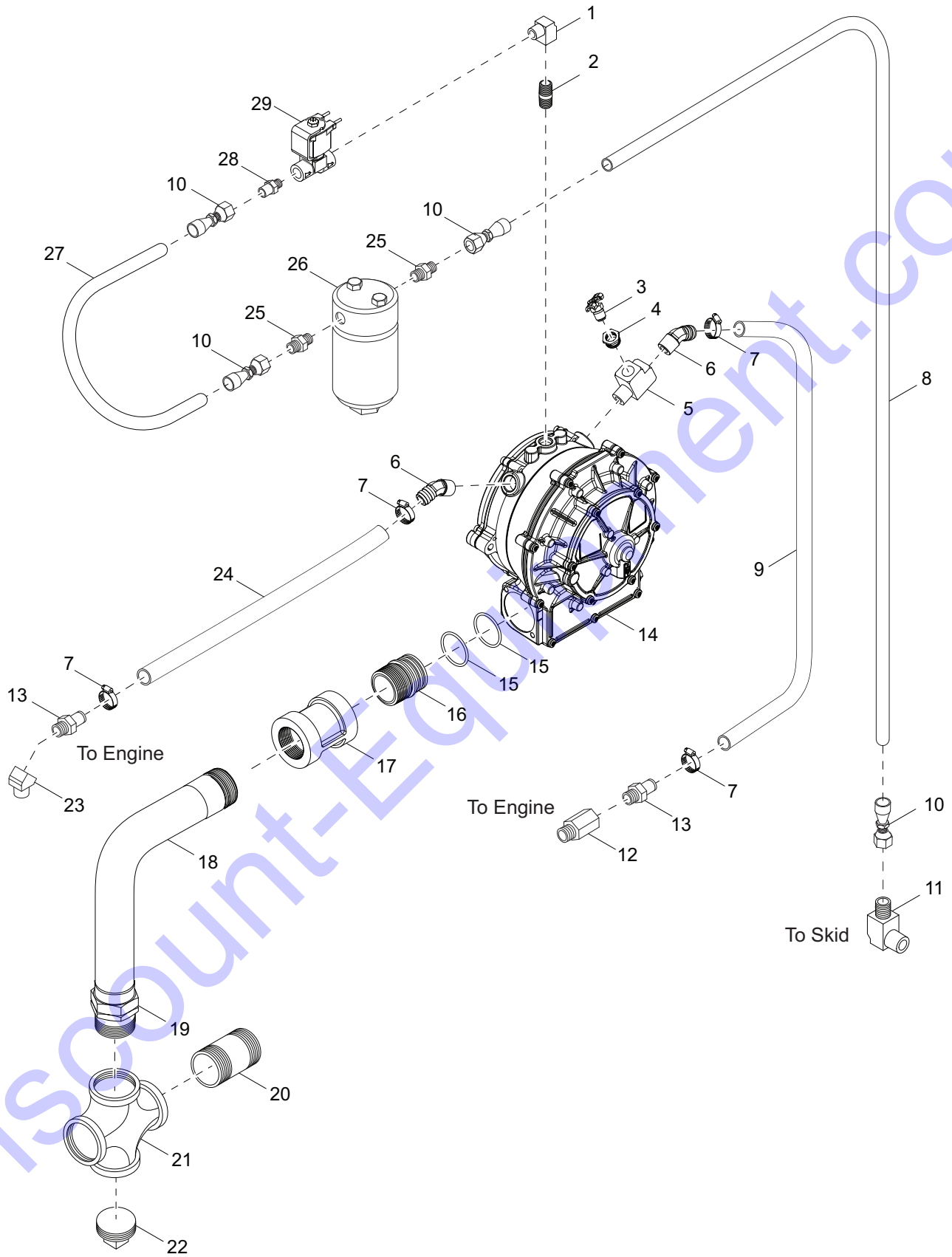


02282

FUEL SYSTEM ASSEMBLY

Item	Part No.	Qty	Description	Notes
1	39172	1	Fitting, ground joint union 1.250 in	
2	39169	2	Fitting, hose 1.25NPT, 1.25 in. hose male	
3	39170	2	Clamp, hose - #24, 1.0625-2 in	
4	39168	1	Fuel line - 1-25 ID, LP/natural gas, 350PS	
5	39171	1	Fitting, stl - 1.25 in. 90° elbow	
6	39173	1	Fitting - 1.25NPT x 3.0, steel pipe, nipple	
7	39319	5	Fitting, 2.0NPT x 2.50 steel pipe, nipple	
8	38899	1	Ground joint union	
9	38897	2	Fitting - 2NPT 90°, schedule 40	
10	0L1725	1	Ball valve - 2 in. hyquip S9514a	
11	38879	1	Fuel strainer, natural. gas - 2.0NPT	
12	38880	1	Fitting, steel - 1NPT sq hd pipe plug	
13	38895	1	Fitting, pipe nipple 2.0NPT x 3.0	
14	38894	1	Fitting - tee 2.0NPT	
15	38892	1	Hex bushing - 2.0NPT x .50NPT	
16	G024269	2	Fitting, .250NPT x 1.50 nipple - black	
17	10000004194	1	Fitting, tee .250NPT pipe	
18	HW4046G100	1	Fitting, .250 elbow, 90 degree - steel	
19	10000005040	1	Gauge, pressure, 0-30 psi	
20	54292	1	Kit, fuel pressure switch	
21	38882	2	Clamp, guillotine, single saddle - 2.5 in	
22	38893	1	Fitting - 2NPTx 6 steel pipe nipple	
23	38743	1	Plug, pipe .250 sq head	
24	39174	1	Bracket, gas train, dual, fuel	
25	38901	1	Regulator, gas, Fisher CS800IR-4B	
26	39176	1	Fitting, bushing 2.0NPT x 1.250NPT	
27	39178	1	Fitting, pipe nipple 1.25NPT close	
28	39177	1	Fitting - 1.25 in. tee	
29	39175	1	Fitting, bushing - 1.25x.25NPT	
30	38903	1	Valve, needle, gas pressure	
31	10000005015	1	Gauge, pressure, 0-30 psi - SS	

VAPORIZER ASSEMBLY

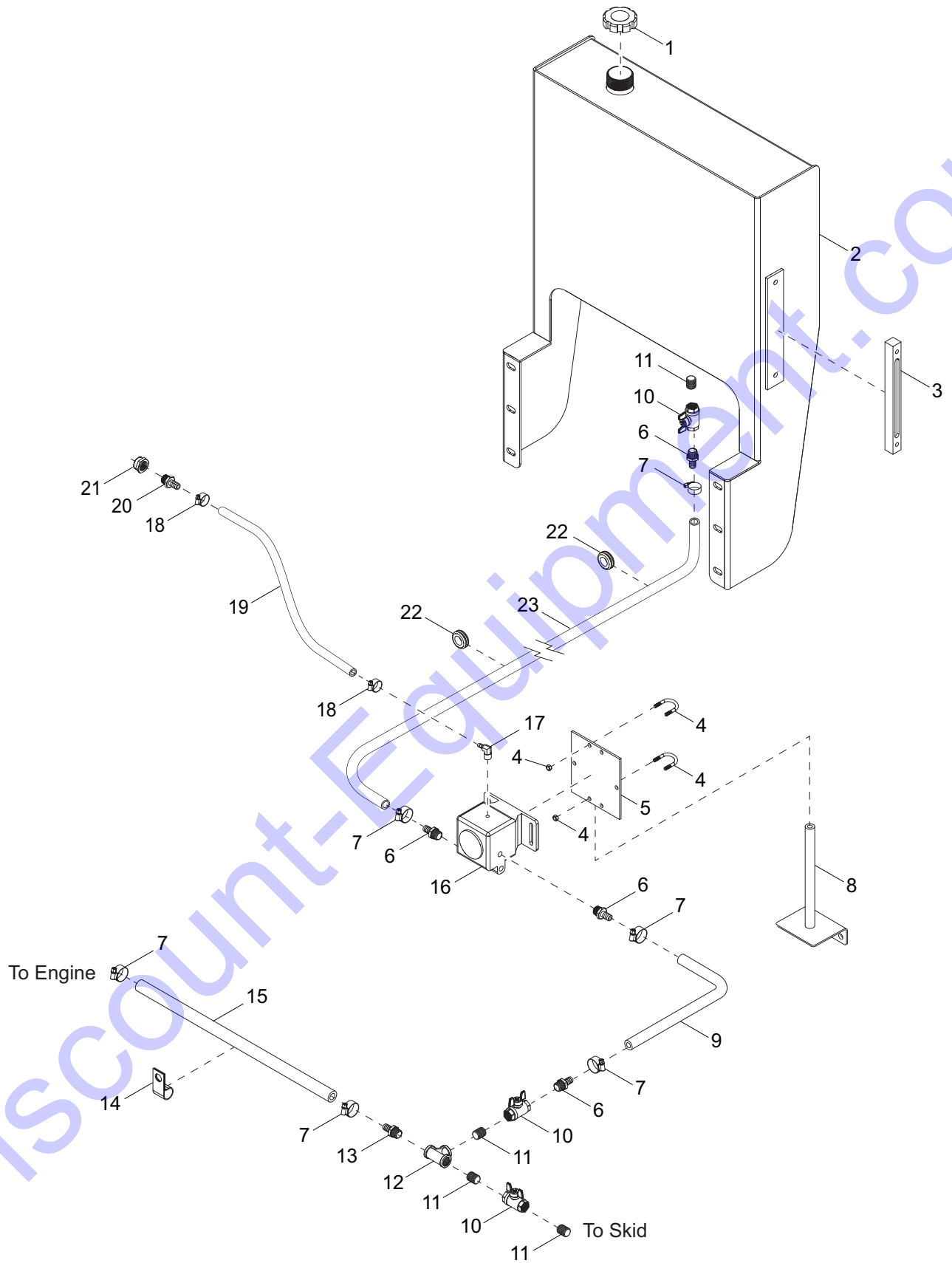


02283

VAPORIZER ASSEMBLY

Item	Part No.	Qty	Description	Notes
1	38887	1	Fitting, 90° elbow - .250NPT, brass	
2	38914	1	Fitting, nipple - .250 x 2.0	
3	69719	1	Drain cock, .125NPT	
4	69720	1	Bushing, .375NPT-.125NPT	
5	69721	2	Fitting, T - .325 street	
6	69749	2	Fitting, 45° elbow - .375NPT x .625 barb	
7	69711	4	Clamp, hose - .875 spring	
8	38913	9 ft	Hose, fuel - .375 ID	
9	69710	5 ft	Hose, water - .625 ID, 60 PSO	
10	38911	4	Fitting, swivel hose nipple	
11	38915	1	Fitting, 90° elbow, .25MNPT	
12	69723	1	Fitting, strt - .325FNPT x .500MNPT	
13	69722	1	Fitting, strt - .325 x .625 HB	
14	HW9915A80	1	Vaporizer, ECI LPG two stage	
15	69724	2	O-ring, size 127	
16	69725	1	Adapter, 1.25MNPT	
17	69726	1	Coupler, 1.25NPT	
18	69727	2 ft	Hose, 1.25NPT	
19	69728	1	Adapter, 1.25MNPT	
20	69730	1	Fitting, nipple - 1.25NPT x 3.0	
21	69731	1	Fitting, cross - 1.25NPT	
22	69732	1	Fitting, plug - 1.25NPT, male	
23	69733	1	Fitting, 45° elbow	
24	69710	5 ft	Hose, heater - .625 ID, 60 PSO	
25	69734	2	Fitting, nipple - in-line filter	
26	31318	1	Filter, fuel LP in-line .250NPT	
27	38913	1 ft	Hose, fuel - .375 ID	
28	38910	1	Fitting, male pipe x male JIC	
29	69718	1	Lock-off, LP liquid, 24V	

OIL TANK ASSEMBLY

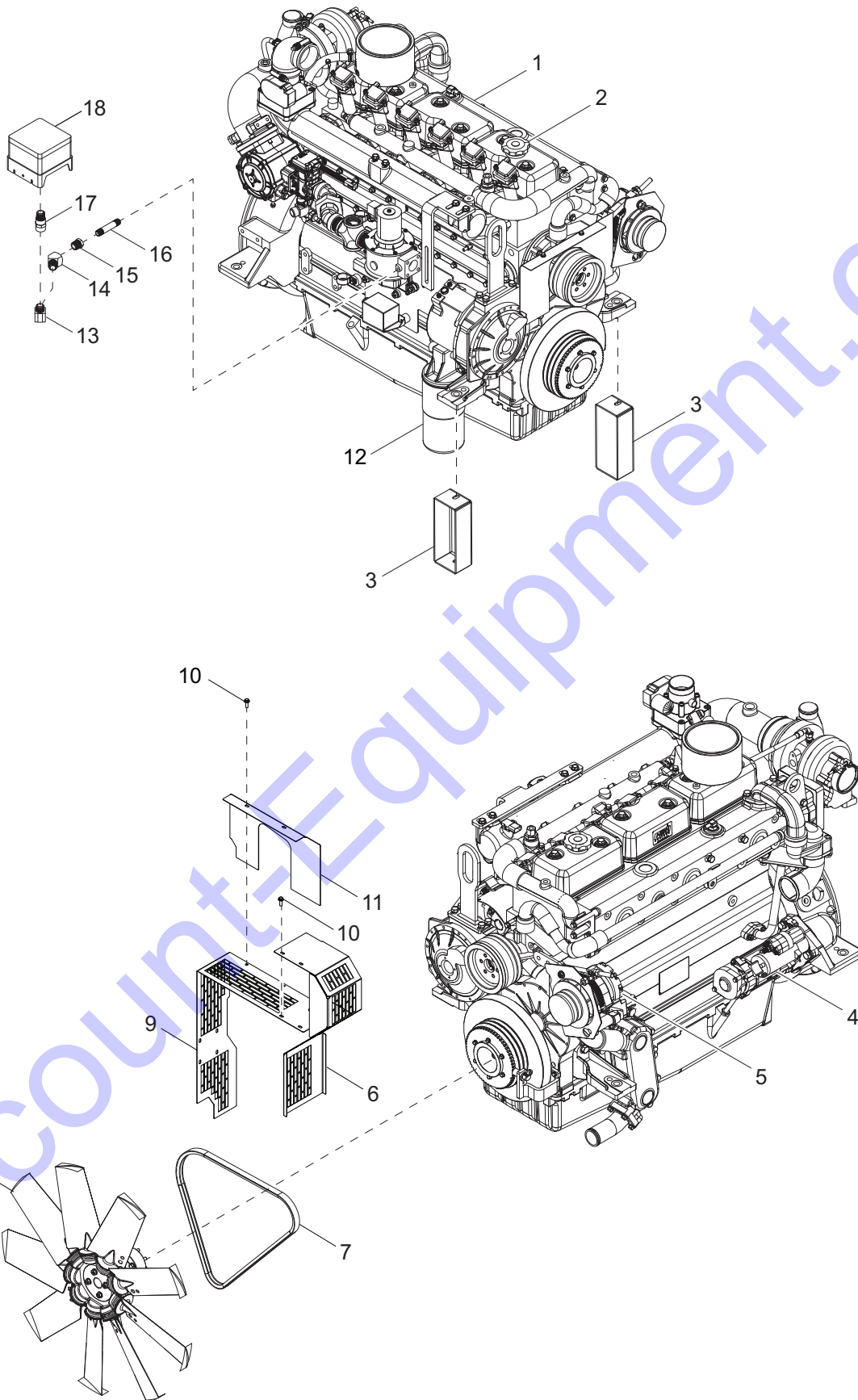


01829

OIL TANK ASSEMBLY

Item	Part No.	Qty	Description	Notes
1	38939	1	Cap, oil - fill/vent, 2.0	
2	38934	1	Oil tank, 16 gallon	
3	38940	1	Gauge, liquid level - 10.0	
4	38938	2	U-bolt, .250 x .750 pipe	
5	38937	1	Bracket, oil level controller	
6	38931	4	Fitting, .500NPT x .500 barb, brass	
7	38930	6	Clamp, hose .562 - 1.062	
8	38936	1	Bracket, oil level gauge	
9	36011	1.5 ft	Hose, .500, SAE100R6	
10	38943	3	Valve, ball - T-handle, .500NPT	
11	38942	4	Fitting nipple - .500NPT	
12	38941	1	Fitting, T - .500NPT	
13	38944	1	Fitting, .500MNPT x .625 barb, brass	
14	38948	2	Clamp, med duty - 1.0	
15	36012	2 ft	Hose, .625 SAE100R6	
16	31315	1	Controller, oil level	
17	38947	1	Fitting, 90° - .250NPT x .375 barb, brass	
18	38945	2	Clamp, hose - SAE008 (.437 - 1.0)	
19	38946	5 ft	Hose, .375	
20	38949	1	Fitting, .500NPT x .375 barb, brass	
21	38950	1	Fitting, M18 x 1.5M - .500NPT	
22	38951	2	Grommet, .880 ID x .190 GW x 1.25 GD	
23	36011	11.08 ft	Hose, .500, SAE100R6	
	39103	1	Kit, ren oiler/drain, 16 gallon	Items 1-23

ENGINE ASSEMBLY

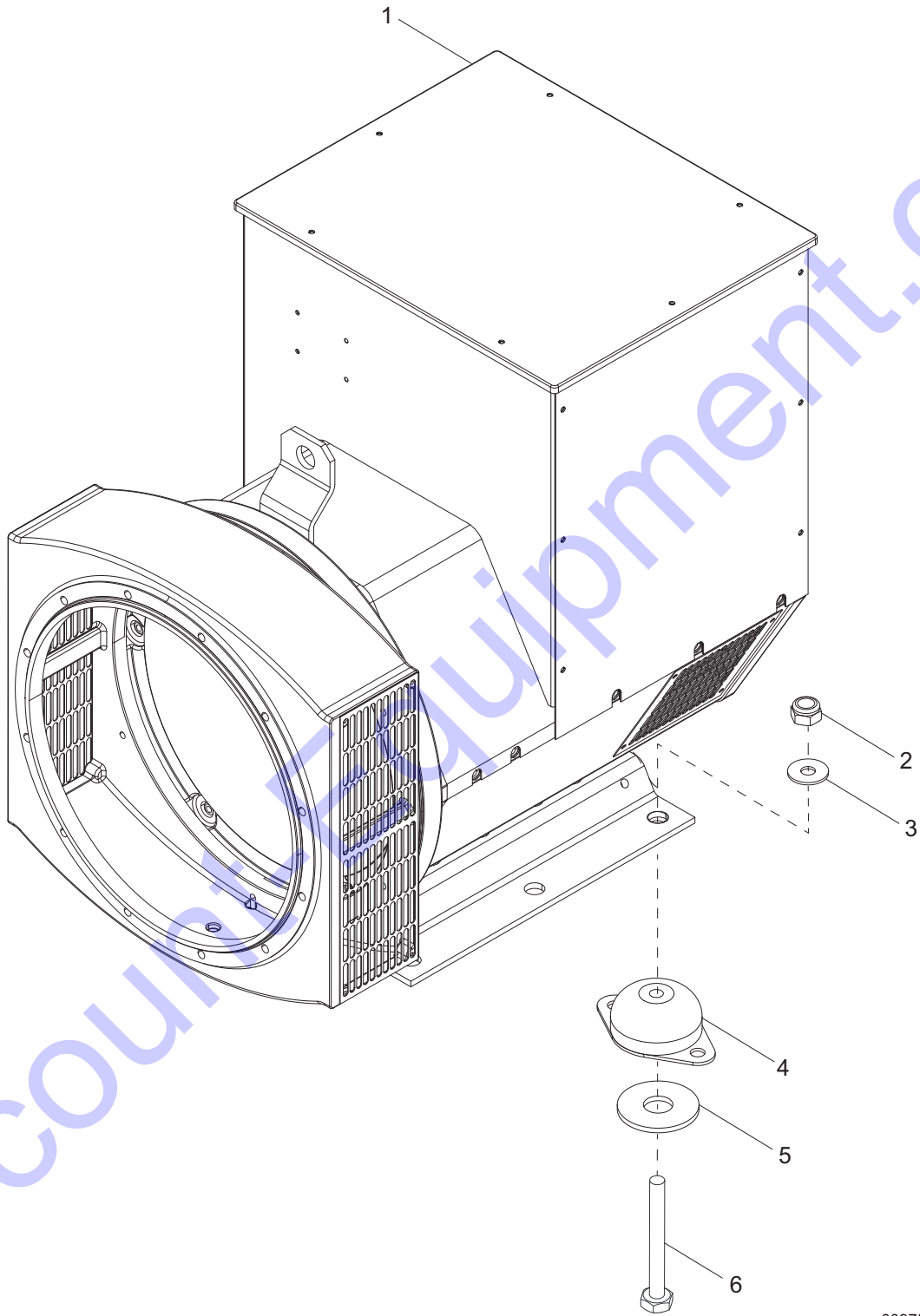


02284

ENGINE ASSEMBLY

Item	Part No.	Qty	Description	Notes
1	39102	1	Engine, D081TIC, 199, ele, 24, 2/11.5, N18, prime	
2	35580	1	Cap, oil	
3	39107	2	Mount, engine	
4	35609	1	Starter	
5	35632	1	Alternator	
6	69778	1	Guard, belt - right	
7	35633	1	Belt, fan	
8	69779	1	Fan	
9	69780	1	Guard, belt - left	
10	52725	10	Screw, M6 - 1.0 x 16 flg hex	
11	69781	1	Guard, belt/fan - rear	
12	35583	1	Filter, oil	
13	38887	1	Fitting, 90° elbow .250NPT, brass	
14	38890	1	Fitting, 45° elbow .250NPT, brass	
15	38889	1	Fitting, reducer .250NPT, brass	
16	38888	1	Fitting, pipe nipple .125NPT x 2.0, black pipe	
17	38891	1	Fitting, coupler .250NPT, brass	
18	35434	1	Switch, gas pressure	

GENERATOR ASSEMBLY

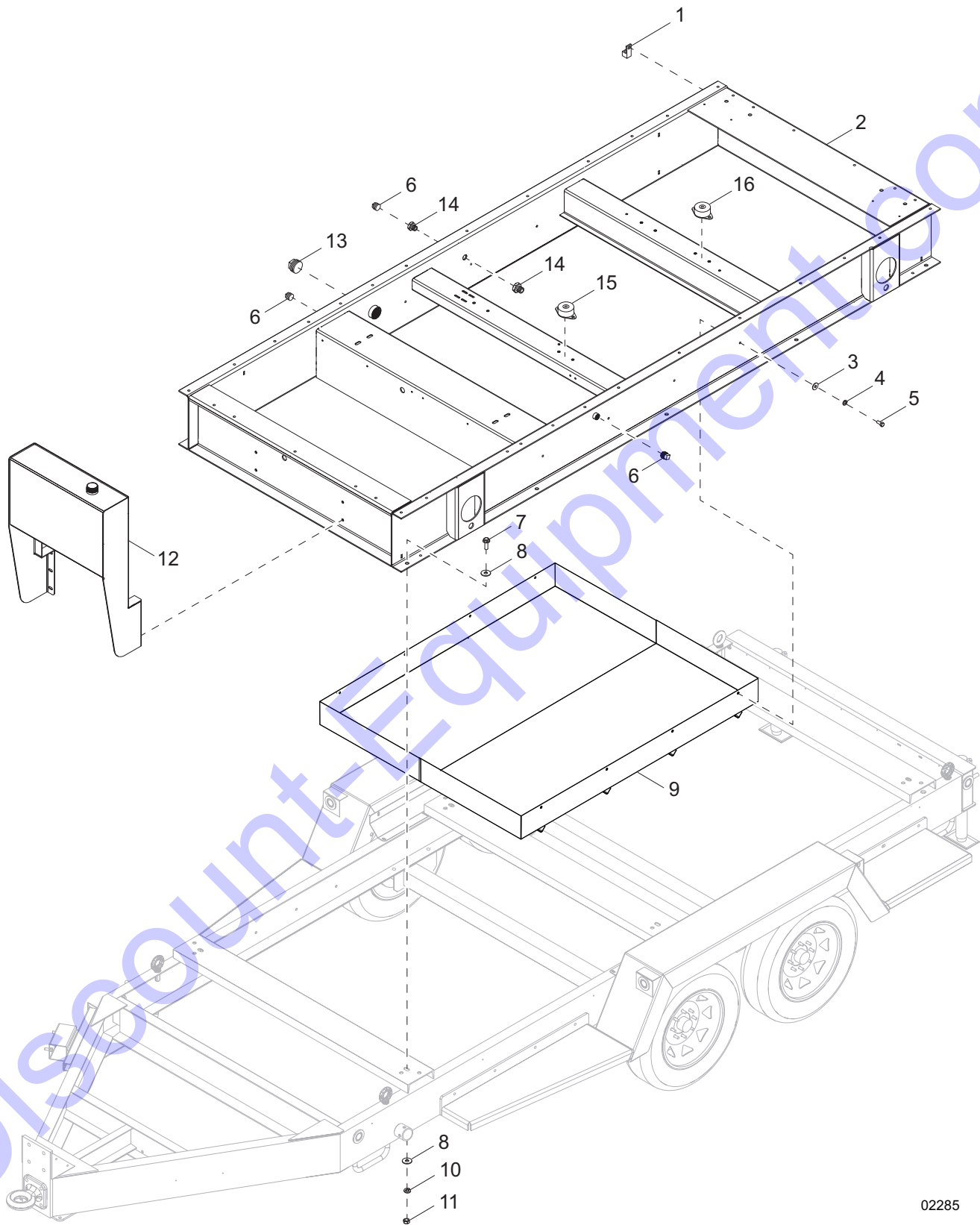


00975

GENERATOR ASSEMBLY

Item	Part No.	Qty	Description	Notes
1	39276	1	Gen, UCI274E, MX341, 2/11.5, WDG311, PMG	
2	60520	2	Nut, .625-11 hex, G8	
3	60521	4	Washer, .625 flat 1.743/.108	
4	31323	2	Vibro, mount dome - 600#/.13	
5	60055	4	Screw, M10-1.50x35 std hex, G10.9	
6	60026	4	Washer, M10 split lock	

SKID ASSEMBLY

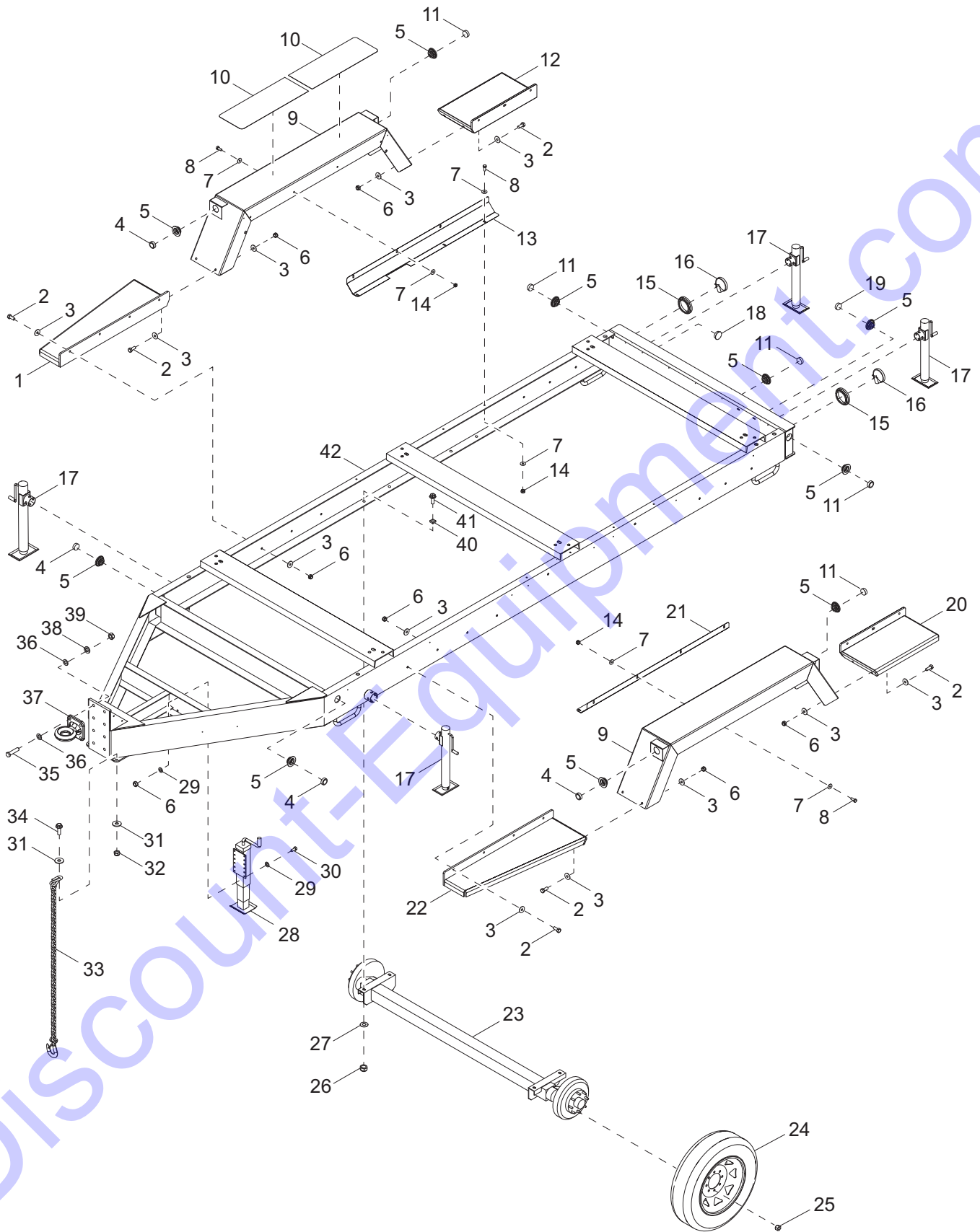


02285

SKID ASSEMBLY

Item	Part No.	Qty	Description	Notes
1	39092	1	Lug, ground - 1/0-14 AWG	
2	39106	1	Weldment, skid	
3	38796	8	Washer, .375 washer	
4	38795	8	Washer, .375 split lock	
5	38794	8	Screw, .375-16 x 1.0 hex head cap, G5	
6	38933	3	Fitting, plug - .500NPT, square head	
7	61078	6	Screw, .625-11 x 2.0 flg hex, G8	
8	60521	12	Washer, .625 flat - 1.743/.108	
9	38793	1	Weldment, drip pan	
10	61023	6	Washer, .625 split lock	
11	60520	6	Nut, .625-11 hex, G8	
12	38934	1	Oil tank, 16 gallon	
13	38898	1	Fitting, plug - 2.0	
14	38932	1	Fitting, bulkhead - .500FPT, brass	
15	39105	2	Vibro-mount, 600 lb	
16	31322	2	Vibro-mount, 1425 lb	

TRAILER ASSEMBLY

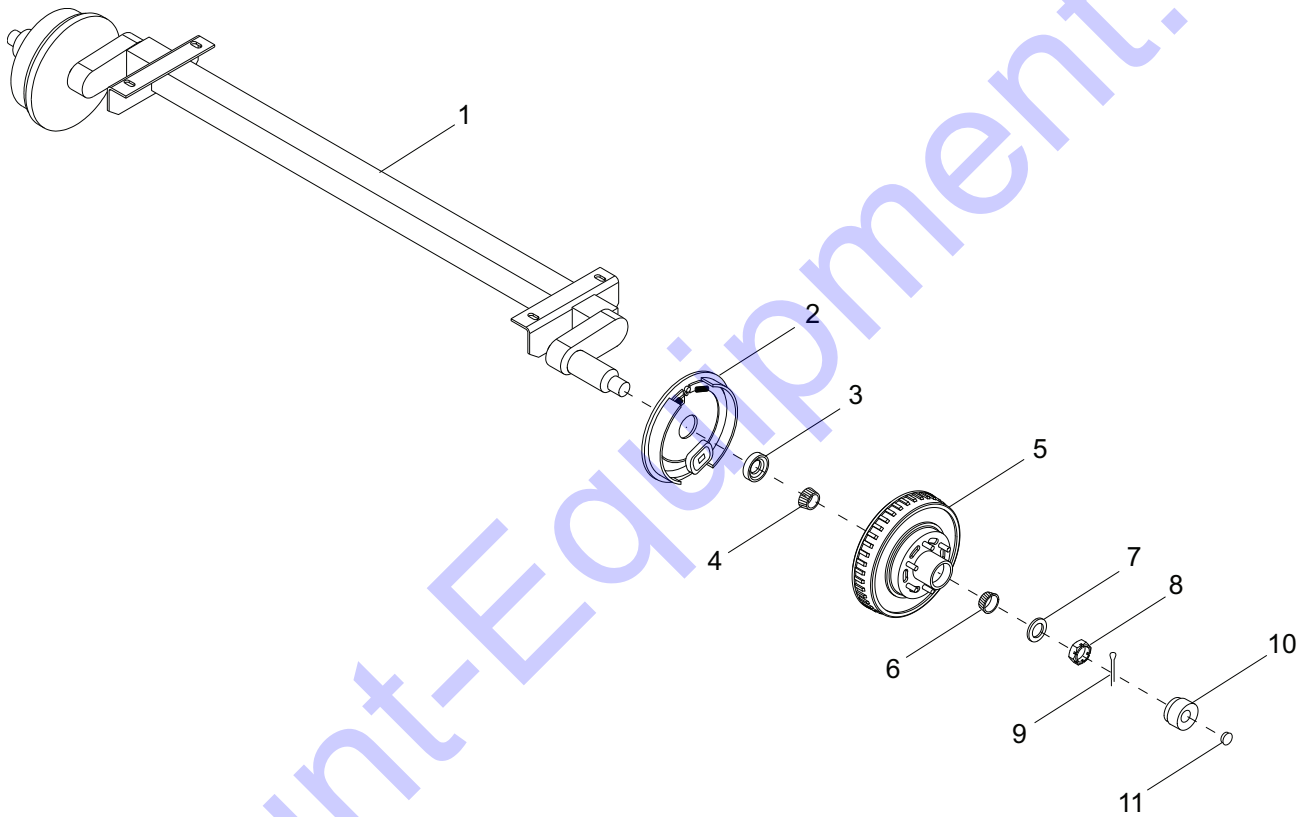


02286

TRAILER ASSEMBLY

Item	Part No.	Qty	Description	Notes
1	35337B	1	Weldment, front step RH	
2	60830	22	Screw, .500-13 x 1.750 std hex, SS	
3	62261	44	Washer, .500 flat .875/.063, SS	
4	66702	4	Light, clearance 2.0, amber	
5	66394	12	Grommet, sealed beam light 2.0	
6	62221	26	Nut, .500-13 nylock, G5	
7	60698	32	Washer, .375 flat .875/.040, SS	
8	61036	16	Screw, .375-16 x 1.250 std hex, SS	
9	27657B	2	Weldment, fender, large trailer	
10	22398	4	Pad, slip-resistant 10.0 x 28.0	
11	66703	7	Light, clearance 2.0, red	
12	35339B	1	Weldment, rear step RH	
13	35362B	1	Shield, fender RH	
14	60358	16	Nut, .375-16 nylock, G5	
15	10221	2	Grommet, rear light 4.50 - rubber	
16	10220	2	Light, rear tail/turn, round, no grommet	
17	41133	4	Jack, side wind - 2000 lb - tube mounted	
18	62161	1	Plug, hole 2.250 dia	
19	66395	1	Light, utility, 2.0, no grommet - clear	
20	35342B	1	Weldment, rear step LH	
21	35361B	1	Shield, fender LH	
22	35334B	1	Weldment, front step LH	
23	35318	2	Axle, 7000# Torflex - 090	
24	22592B	4	Wheel, ST235/80R16, 3500 lb	
25	60096	32	Nut, .500-20 lug, G5	
26	60240	4	Nut, .625-11 nylock, G5	
27	60180	4	Washer, .625 flat 1.750 / .10-.16	
28	24084B	1	Weldment, top wind jack - 12000 lb	
29	60416	8	Washer, .500 flat 1.375/.090	
30	60484	4	Screw, .500-13 x 2.0 std hex, G5	
31	61096	4	Washer, .500 flat 1.375/.110	
32	60668	2	Nut, .500-13 nylock, G8	
33	20159	2	Chain, safety - .375	
34	60118	2	Screw, .500-13 x 2.0 flg hex, G8	
35	60854	4	Screw, .750-10 x 3.50 std hex, G8	
36	60081	8	Washer, M20 flat	
37	24081B	1	Ring, 3.0 draw bar - square mount	
38	60384	4	Washer, .750 split lock	
39	60249	4	Nut, .750-10 hex, G8	
40	60651	4	Washer, .625 square bevel	
41	61078	8	Screw, .625-11 x 2.0 flg hex, G8	
42	35360B	1	Weldment, trailer frame - 090	
--	19417	1	Kit, breakaway	
--	68034	1	Harness, trailer MTG090/091	
--	68032	1	Harness, electric brake	
--	65593	1	Adapter, trailer 4 pin and 2 pin to 6 pin, electric brake	

AXLE ASSEMBLY

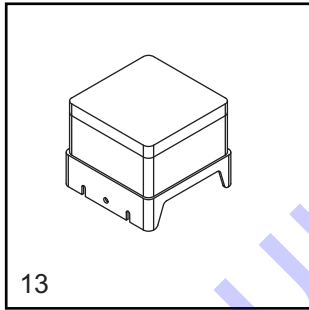
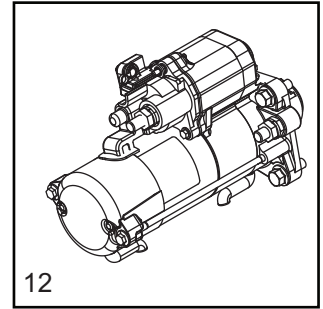
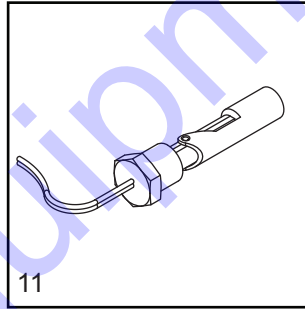
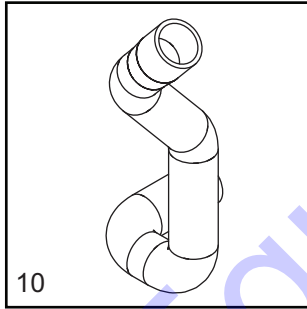
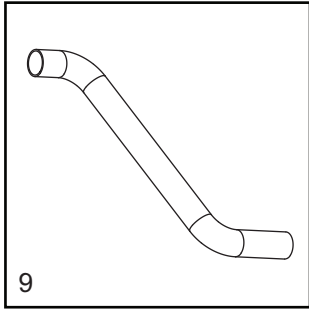
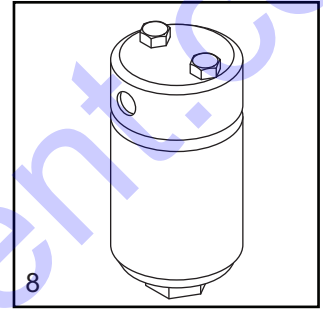
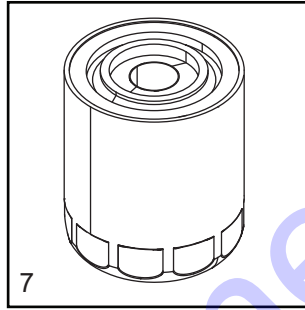
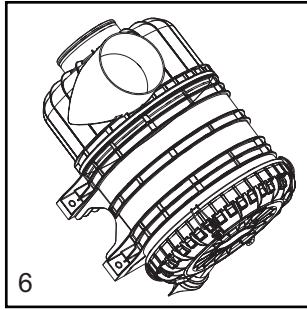
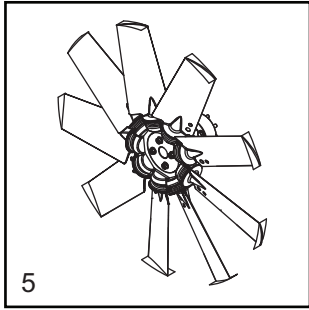
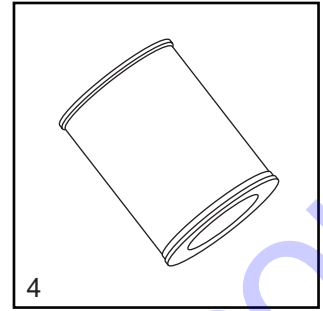
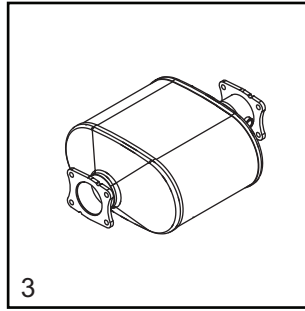
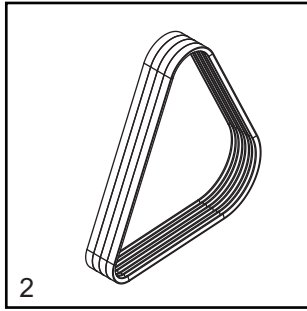
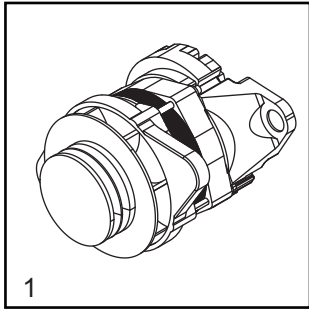


01834

AXLE ASSEMBLY

Item	Part No.	Qty	Description	Notes
1	35318	1	Axle, 7000 lb. Torflex - 73 in. frame electric brake	
2	69736	2	Brake shoe - left, 7000 lb Torflex	
--	69737	2	Brake shoe - right, 7000 lb Torflex	
3	69738	2	Seal, 7000 lb Torflex	
4	69739	2	Bearing, inner 7000 lb Torflex	
5	69740	2	Hub, 7000 lb Torflex	
6	69741	2	Bearing, outer, 7000 lb Torflex	
7	69742	2	Washer, spindle 7000 lb Torflex	
8	69743	2	Nut, spindle 7000 lb Torflex	
9	69744	2	Pin, cotter	
10	69745	2	Cap, grease 7000 lb Torflex	
11	69746	2	Plug, grease cap 7000 lb Torflex	

RECOMMENDED SPARE PARTS - ENGINE AND SERVICE KITS



RECOMMENDED SPARE PARTS - ENGINE AND SERVICE KITS

ENGINE

1. Alternator, engine.....	35632
2. Belt, fan	35633
3. Catalyst.....	35627
4. Element, air filter.....	10000007601
5. Engine Fan	69779
6. Filter Assembly, air.....	39125
7. Filter, oil	35583
8. Filter, LP.....	31318
9. Hose, radiator - lower	69761
10. Hose, radiator - upper.....	69758
11. Sensor, low coolant.....	35435
12. Starter.....	35609
13. Switch, pressure	35434

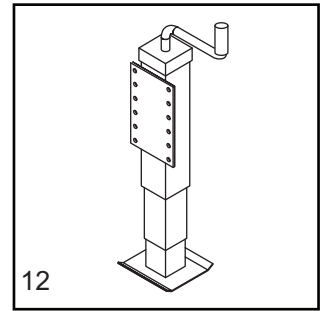
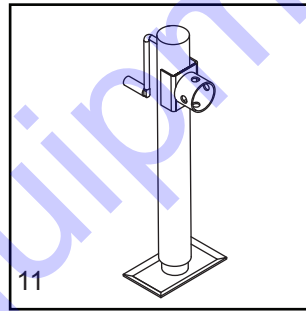
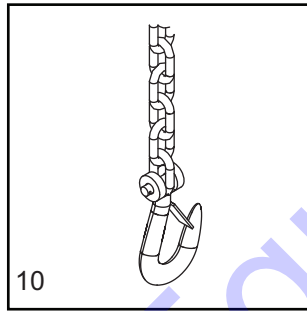
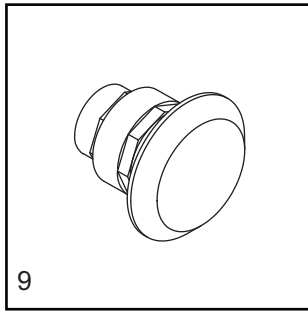
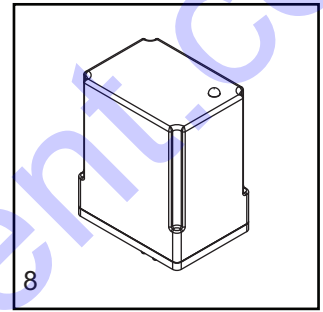
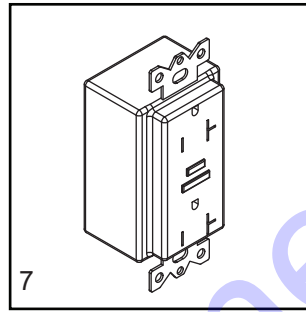
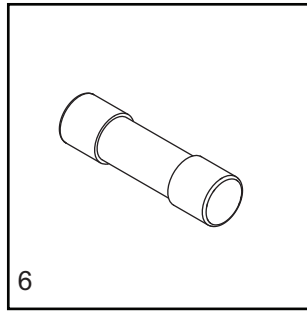
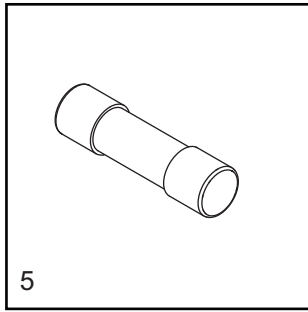
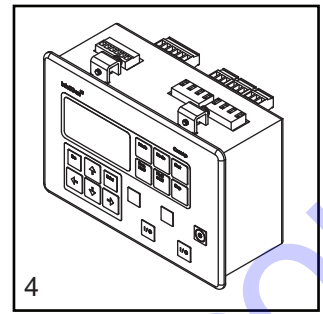
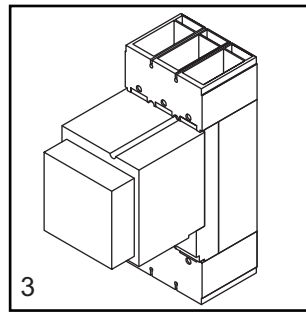
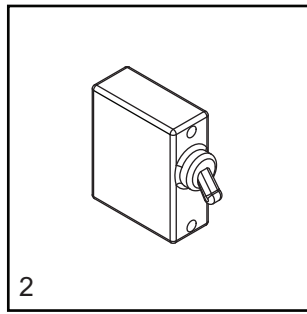
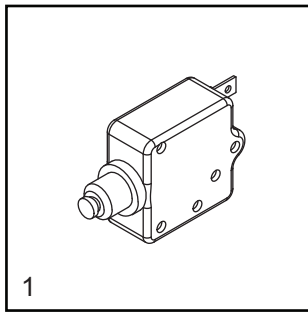
SERVICE KITS

Complete Gasket Kit.....	35554
Liner Kit	35555
Top Gasket Kit	35556
Cylinder Head Kit.....	35557

PART MAINTENANCE

Standard Part Maintenance Kit.....	35549
Standard Part Maintenance Kit w/Spark Plugs.....	35550
Part Maintenance - General	35551
Part Maintenance - Top End	35552
Part Maintenance - Overhaul.....	35553

RECOMMENDED SPARE PARTS - ELECTRICAL AND TRAILER



RECOMMENDED SPARE PARTS - ELECTRICAL AND TRAILER

ELECTRICAL

1. Breaker, DC, 15A.....	36013
2. Breaker 20 AMP.....	35449
3. Breaker, SD, 400A, 3P, 600V AC.....	35481
4. Controller, programmed.....	53398
5. Fuse, 10 amp.....	38970
6. Fuse, 5 amp.....	50812
7. Receptacle, 120V/20A GFI.....	39074
8. Regulator, voltage.....	39645
9. Switch, E-stop assembly.....	38977

TRAILER

10. Chain, safety.....	20159
11. Jack, side wind (rear).....	10220
12. Jack, top wind (tongue).....	24084B

Note: To order replacement controller, please provide the unit serial number



www.discount-equipment.com

Part No. A0000061771 Rev. A 12/17/2018

©2018 Generac Mobile Products, LLC
All rights reserved.

Specifications are subject to change without notice.
No reproduction allowed in any form without prior written consent
from Generac Mobile Products, LLC.

GENERAC | **MOBILE**